

Killeen Independent School District
Union Grove Middle School
2022-2023 Formative Review with Notes



Table of Contents

Goals 3

Goal 1: Killeen ISD will provide relevant, rigorous, and engaging learning opportunities to achieve academic success and graduate future-ready students. 3

Goal 2: Killeen ISD will recruit, retain, and develop highly qualified staff by providing professional growth opportunities and supporting employee wellness and self-care. 19

Goal 3: Killeen ISD will engage in transparent, timely communication with all stakeholders to build positive, supportive relationships with the community. 22

Goal 4: Killeen ISD will meet the social emotional needs of all students by fostering resilient relationships and providing a safe and healthy learning environment. 24



Goal 5: Killeen ISD will efficiently manage and allocate district resources to maximize student learning opportunities. 28





Goals







Goal 1: Killeen ISD will provide relevant, rigorous, and engaging learning opportunities to achieve academic success and graduate future-ready students.

Performance Objective 1: Union Grove MS will increase the percent of students meeting grade level standards in Math STAAR by 5% in all grade levels.

Evaluation Data Sources: Math STAAR Data

Strategy 1 Details	Reviews
<p>Strategy 1: Math STAAR tutoring academies for at-risk learners will be implemented after-school, before the Math STAAR testing dates.</p> <p>Strategy's Expected Result/Impact: Increased Math STAAR scores</p> <p>Staff Responsible for Monitoring: Math Teachers Math Teacher Lead CIS At-Risk Counselor</p> <p>Problem Statements: Student Learning 2, 4</p>	<p>Nov November Evidence of Progress</p> <p> STAAR test is in May- the academies have not started. Students do attend regular math tutoring.</p> <p>Jan January Evidence of Progress</p> <p> STAAR test is in May- the academies have not started. Students do attend regular math tutoring.</p> <p>Mar March Evidence of Progress</p> <p>June June Evidence of Progress</p>



Strategy 2 Details	Reviews
<p>Strategy 2: Math teachers will analyze STAAR data of at-risk learners with administrator assistance as guided by CUA data. Additional targeted support will be provided to at-risk learners and current Special Education students in order to increase academic growth status, to meet grade level standard in math, from 7% to 12% for our SPED population, from 23% to 28% for our EcoDis population.</p> <p>Strategy's Expected Result/Impact: Increased Math STAAR scores in all areas.</p> <p>Staff Responsible for Monitoring: Math Teachers Math Teacher Lead CIS At-Risk Counselor</p> <p>Problem Statements: Demographics 2 - Student Learning 2</p>	<p>Nov November Evidence of Progress</p> <p> We have students attending after school tutoring in the library twice a week for math- specifically students who are Eco Dis.</p> <p>Jan January Evidence of Progress</p> <p> We have students attending after school tutoring in the library twice a week for math- specifically students who are Eco Dis.</p> <p>Mar March Evidence of Progress</p> <p>June June Evidence of Progress</p>
Strategy 3 Details	Reviews
<p>Strategy 3: Math teachers will attend CAMT or similar training to learn strategies to address the needs of at-risk learners. They will bring back materials and strategies to share with the department.</p> <p>Strategy's Expected Result/Impact: Increased Math STAAR scores in all grade levels. Increased instructional strategies in math classrooms.</p> <p>Staff Responsible for Monitoring: Math Teachers Math Teacher Lead CIS At-Risk Counselor</p> <p>Problem Statements: Demographics 2 - Student Learning 2</p>	<p>Nov November Evidence of Progress</p> <p> Teachers will attend this in the summer. We will register teachers in January for this conference.</p> <p>Jan January Evidence of Progress</p> <p> We have 2 teachers registered for this conference.</p> <p>Mar March Evidence of Progress</p> <p>June June Evidence of Progress</p>







Strategy 4 Details	Reviews
<p>Strategy 4: Teachers will differentiate math instruction using best practices to engage and meet the needs of students. Additional targeted support will be provided to all students in math through online enrichment in order to increase academic achievement status meeting grade-level standards in math from 35% to 40%.</p> <p>Strategy's Expected Result/Impact: Increased Math STAAR scores in all grade levels. Increased instructional strategies in math classrooms.</p> <p>Staff Responsible for Monitoring: Math Teachers Math Teacher Lead CIS Assistant Principals At-Risk Counselor</p> <p>Problem Statements: Demographics 2 - Student Learning 2, 3</p>	<div data-bbox="1276 397 2032 544"> <p>Nov November Evidence of Progress</p>  <p>Students work on Imagine Math during WIN Time once a week, sometimes twice a week. Students who are in ACC math use this program daily.</p> </div> <div data-bbox="1276 560 2032 706"> <p>Jan January Evidence of Progress</p>  <p>Students work on Imagine Math during WIN Time once a week, sometimes twice a week. Students who are in ACC math use this program daily.</p> </div> <div data-bbox="1276 714 2032 755"> <p>Mar March Evidence of Progress</p> </div> <div data-bbox="1276 771 2032 812"> <p>June June Evidence of Progress</p> </div>
<div style="display: flex; justify-content: space-around; align-items: center;"> <div data-bbox="462 860 661 909">  No Progress </div> <div data-bbox="756 860 976 909">  Accomplished </div> <div data-bbox="1071 860 1333 909">  Continue/Modify </div> <div data-bbox="1428 860 1627 909">  Discontinue </div> </div>	

Goal 1: Killeen ISD will provide relevant, rigorous, and engaging learning opportunities to achieve academic success and graduate future-ready students.

Performance Objective 2: Union Grove MS will increase the percent of students meeting grade level standards in Reading/ELA STAAR from an average of 49% to 55%.

Evaluation Data Sources: Reading/ELA STAAR Data



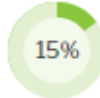

Strategy 1 Details	Reviews
<p>Strategy 1: 6th, 7th and 8th grade ELAR teachers will provide after school or Saturday reading academies before Reading/ELA STAAR test to identified at-risk students.</p> <p>Strategy's Expected Result/Impact: STAAR Results</p> <p>Staff Responsible for Monitoring: ELAR Teachers Principal CIS At-Risk Counselor</p> <p>Problem Statements: Demographics 2 - Student Learning 2, 3, 4</p>	<p>Nov November Evidence of Progress</p> <p> STAAR test is in April- the academies have not started. Students do attend regular ELA tutoring.</p> <p>Jan January Evidence of Progress</p> <p> STAAR test is in April- the academies have not started. Students do attend regular ELA tutoring. More students attending regular tutoring.</p> <p>Mar March Evidence of Progress</p> <p>June June Evidence of Progress</p>






















Strategy 2 Details	Reviews
<p>Strategy 2: All students will participate and complete ELAR interventions using I-Lit to support all students with classroom instruction.</p> <p>ELAR teachers will analyze STAAR data of at-risk students with administrator assistance as guided by CUA data. Additional targeted support will be provided to at-risk students and current Special Education students in order to increase academic growth status, to meet grade level standard in reading, from 12% to 18% for our SPED population and from 40% to 46% for our EcoDis population.</p> <p>Strategy's Expected Result/Impact: Increased ELA scores.</p> <p>Staff Responsible for Monitoring: ELAR Teachers Assistant Principals CIS At-Risk Counselor</p> <p>Problem Statements: Demographics 2 - Student Learning 2, 3, 7</p>	<div data-bbox="1297 423 2011 553"> <p>Nov November Evidence of Progress</p>  <p>Students work on I-Lit during WIN Time once a week, sometimes twice a week. Students who are in ACC Reading and 6th grade reading use this program daily.</p> </div> <div data-bbox="1283 581 2011 711"> <p>Jan January Evidence of Progress</p>  <p>Students work on I-Lit during WIN Time once a week, sometimes twice a week. Students who are in ACC Reading and 6th grade reading use this program daily.</p> </div> <div data-bbox="1297 735 1885 764"> <p>Mar March Evidence of Progress</p> </div> <div data-bbox="1297 789 1875 818"> <p>June June Evidence of Progress</p> </div>
<div style="display: flex; justify-content: space-around; align-items: center;"> <div data-bbox="468 881 663 927">  No Progress </div> <div data-bbox="764 881 982 927">  Accomplished </div> <div data-bbox="1079 881 1331 927">  Continue/Modify </div> <div data-bbox="1436 881 1629 927">  Discontinue </div> </div>	

Goal 1: Killeen ISD will provide relevant, rigorous, and engaging learning opportunities to achieve academic success and graduate future-ready students.

Performance Objective 3: Union Grove MS will increase the percent of students meeting grade level standards in Science STAAR from 40% to 47%.

Evaluation Data Sources: STAAR Science Data







Strategy 1 Details	Reviews
<p>Strategy 1: The science department will design an after-school or Saturday Science Academy for identified at-risk 8th grade students. The tutoring sessions will prepare at-risk students for comprehension of content, processes, and real world applications.</p> <p>Strategy's Expected Result/Impact: STAAR Science data</p> <p>Staff Responsible for Monitoring: Science Teachers Science Lead Teacher Principal Assistant Principals CIS At-Risk Counselor</p> <p>Problem Statements: Demographics 2 - Student Learning 1</p>	<p>Nov November Evidence of Progress</p> <p> Students are attending science tutoring for 8th grade-the 8th grade teachers use real-world applications in the class and tutoring.</p> <p>Jan January Evidence of Progress</p> <p> Students are attending science tutoring for 8th grade-the 8th grade teachers use real-world applications in the class and tutoring.</p> <p>Mar March Evidence of Progress</p> <p>June June Evidence of Progress</p>
Strategy 2 Details	Reviews
<p>Strategy 2: Science teachers will provide high-interest, engaging texts and online activities to differentiate instruction and supplement the adopted curriculum, while also supporting ELAR standards, through appropriate reading levels that address individual student needs.</p> <p>Strategy's Expected Result/Impact: Increased instructional strategies in the classroom. Increased scores in science.</p> <p>Staff Responsible for Monitoring: Science Teachers Science Lead Teacher Principal Assistant Principals CIS At-Risk Counselor</p>	<p>Nov November Evidence of Progress</p> <p> Science is using Texts that are incorporated into lessons and Schoology. Also using research and investigation with real-world application.</p> <p>Jan January Evidence of Progress</p> <p> Science is using Texts that are incorporated into lessons and Schoology. Also using research and investigation with real-world application.</p> <p>Mar March Evidence of Progress</p> <p>June June Evidence of Progress</p>







Strategy 3 Details	Reviews								
<p>Strategy 3: Science teachers will attend CAST training to learn strategies to address the needs of At-Risk students. They will bring back materials and strategies to share with the department.</p> <p>Strategy's Expected Result/Impact: Increased Science STAAR scores in all grade levels. Increased instructional strategies in science classrooms.</p> <p>Staff Responsible for Monitoring: Science Teachers Science Teacher Lead CIS At-Risk Counselor</p> <p>Problem Statements: Demographics 2 - School Processes & Programs 3</p>	<table border="1"> <tr> <td data-bbox="1262 354 1381 500"> <p>Nov</p>  </td> <td data-bbox="1381 354 2030 500"> <p>November Evidence of Progress</p> <p>Two science teachers attended CAST in November and will present the information at our December faculty meeting.</p> </td> </tr> <tr> <td data-bbox="1262 500 1381 646"> <p>Jan</p>  </td> <td data-bbox="1381 500 2030 646"> <p>January Evidence of Progress</p> </td> </tr> <tr> <td data-bbox="1262 646 1381 792"> <p>Mar</p>  </td> <td data-bbox="1381 646 2030 792"> <p>March Evidence of Progress</p> </td> </tr> <tr> <td data-bbox="1262 792 1381 889"> <p>June</p> </td> <td data-bbox="1381 792 2030 889"> <p>June Evidence of Progress</p> </td> </tr> </table>	<p>Nov</p> 	<p>November Evidence of Progress</p> <p>Two science teachers attended CAST in November and will present the information at our December faculty meeting.</p>	<p>Jan</p> 	<p>January Evidence of Progress</p>	<p>Mar</p> 	<p>March Evidence of Progress</p>	<p>June</p>	<p>June Evidence of Progress</p>
<p>Nov</p> 	<p>November Evidence of Progress</p> <p>Two science teachers attended CAST in November and will present the information at our December faculty meeting.</p>								
<p>Jan</p> 	<p>January Evidence of Progress</p>								
<p>Mar</p> 	<p>March Evidence of Progress</p>								
<p>June</p>	<p>June Evidence of Progress</p>								
<table border="0"> <tr> <td data-bbox="470 899 663 943">  No Progress </td> <td data-bbox="764 899 982 943">  Accomplished </td> <td data-bbox="1079 899 1331 943">  Continue/Modify </td> <td data-bbox="1436 899 1625 943">  Discontinue </td> </tr> </table>		 No Progress	 Accomplished	 Continue/Modify	 Discontinue				
 No Progress	 Accomplished	 Continue/Modify	 Discontinue						

Goal 1: Killeen ISD will provide relevant, rigorous, and engaging learning opportunities to achieve academic success and graduate future-ready students.

Performance Objective 4: Union Grove MS will increase the percent of students meeting grade level standards in Social Studies STAAR from 38% to 45%.

Evaluation Data Sources: STAAR Social Studies Data





Strategy 1 Details	Reviews								
<p>Strategy 1: 1) Social Studies teachers will plan collaboratively to review data and develop lessons utilizing research based, best practices to ensure success of all at-risk students.</p> <p>Strategy's Expected Result/Impact: Common Unit Assessments Classroom Observations Lesson Plans STAAR Reports</p> <p>Staff Responsible for Monitoring: Social Studies Teachers Social Studies Lead Teacher Principal Assistant Principals CIS</p> <p>Problem Statements: Demographics 2</p>	<table border="0"> <tr> <td data-bbox="1283 363 1381 500"> <p>Nov</p>  </td> <td data-bbox="1415 363 1997 500"> <p>November Evidence of Progress</p> <p>Union Grove has 2 new social studies teachers to our campus and they are beginning to plan more effective lessons together.</p> </td> </tr> <tr> <td data-bbox="1283 516 1381 652"> <p>Jan</p>  </td> <td data-bbox="1415 516 1892 652"> <p>January Evidence of Progress</p> <p>Continue working on this.</p> </td> </tr> <tr> <td data-bbox="1283 669 1381 711"> <p>Mar</p> </td> <td data-bbox="1415 669 1885 711"> <p>March Evidence of Progress</p> </td> </tr> <tr> <td data-bbox="1283 727 1381 769"> <p>June</p> </td> <td data-bbox="1415 727 1871 769"> <p>June Evidence of Progress</p> </td> </tr> </table>	<p>Nov</p> 	<p>November Evidence of Progress</p> <p>Union Grove has 2 new social studies teachers to our campus and they are beginning to plan more effective lessons together.</p>	<p>Jan</p> 	<p>January Evidence of Progress</p> <p>Continue working on this.</p>	<p>Mar</p>	<p>March Evidence of Progress</p>	<p>June</p>	<p>June Evidence of Progress</p>
<p>Nov</p> 	<p>November Evidence of Progress</p> <p>Union Grove has 2 new social studies teachers to our campus and they are beginning to plan more effective lessons together.</p>								
<p>Jan</p> 	<p>January Evidence of Progress</p> <p>Continue working on this.</p>								
<p>Mar</p>	<p>March Evidence of Progress</p>								
<p>June</p>	<p>June Evidence of Progress</p>								





Strategy 2 Details	Reviews
<p>Strategy 2: Vertical / Horizontal Alignment will be emphasized within the department utilizing the TEKS Resource Management System and Unit Maps. Common TEKS/Vocabulary/Skills will be identified and included in instruction to ensure vertical/horizontal alignment within assessments.</p> <p>Strategy's Expected Result/Impact: Increased instructional strategies in the classroom. Increased scores in social studies.</p> <p>Staff Responsible for Monitoring: Social Studies Teachers Social Studies Lead Teacher Principal Assistant Principals CIS</p> <p>Problem Statements: Demographics 1, 2 - School Processes & Programs 3</p>	<div data-bbox="1276 397 2030 544"> <p>Nov November Evidence of Progress</p>  <p>Union Grove has 2 new social studies teachers to our campus and they are beginning to plan more effective lessons together.</p> </div> <div data-bbox="1276 560 2030 690"> <p>Jan January Evidence of Progress</p>  <p>Continue working on this.</p> </div> <div data-bbox="1276 706 2030 755"> <p>Mar March Evidence of Progress</p> </div> <div data-bbox="1276 771 2030 820"> <p>June June Evidence of Progress</p> </div>
<div style="display: flex; justify-content: space-around; align-items: center;"> <div data-bbox="472 860 661 909">  No Progress </div> <div data-bbox="766 860 976 909">  Accomplished </div> <div data-bbox="1081 860 1333 909">  Continue/Modify </div> <div data-bbox="1438 860 1627 909">  Discontinue </div> </div>	











Goal 1: Killeen ISD will provide relevant, rigorous, and engaging learning opportunities to achieve academic success and graduate future-ready students.

Performance Objective 5: Students whose native language is not English (ELL students) will increase the percent of meets grade level standards from 26% to 32% in all core areas of the STAAR.

Evaluation Data Sources: TELPAS, STAAR, MAP Reports and Retention Data

Strategy 1 Details	Reviews
<p>Strategy 1: Support the English Language Learner and their family by hosting an ESL Family Night to model literacy strategies for families so that they can better help their students learning at home and build a stronger home/school connection.</p> <p>Strategy's Expected Result/Impact: 10 percent increase in parental involvement from last years meeting</p> <p>Staff Responsible for Monitoring: ELL Teacher Principal Assistant Principals CIS</p> <p>Problem Statements: Student Learning 6</p>	<p>Nov November Evidence of Progress</p> <p> Union Grove hosted an ESL Family Night in September. One family came to the night. We plan to have another night in the Spring with more interactive items for the parents to use to assist their students.</p> <p>Jan January Evidence of Progress</p> <p> Will host another meeting in February -13th</p> <p>Mar March Evidence of Progress</p> <p>June June Evidence of Progress</p>
Strategy 2 Details	Reviews
<p>Strategy 2: Identified ELL students with reading, writing and math gaps will spend up to 35 minutes a week of additional instruction in reading, writing and math to support their growth in reading, writing and math skills either during WIN Time or after school tutoring. English learners who demonstrate challenges in literacy will have access to a variety of print materials for reading to support academic achievement and literacy.</p> <p>Strategy's Expected Result/Impact: STAAR and MAP Data of ELL students</p> <p>Staff Responsible for Monitoring: Teacher's of ELL students Principal Assistant Principals CIS At-Risk Counselor</p> <p>Problem Statements: Demographics 2 - Student Learning 2, 6</p>	<p>Nov November Evidence of Progress</p> <p> Identified ELL/EB students are in two particular WIN Time teachers classrooms. The CIS and principal discussed ways to use items in the classroom to support the students.</p> <p>Jan January Evidence of Progress</p> <p></p> <p>Mar March Evidence of Progress</p> <p>June June Evidence of Progress</p>





Strategy 3 Details	Reviews
<p>Strategy 3: Identified ELL students will apply the skills of analyzing, making inferences, and drawing conclusions by engaging with challenging and high interest level text. Teachers will be supported in their ability to differentiate for the needs of ELL students through professional development and book studies.</p> <p>Strategy's Expected Result/Impact: Increase in reading and literacy skills.</p> <p>Staff Responsible for Monitoring: Teachers of EL students Principal Assistant Principals CIS</p> <p>Problem Statements: Student Learning 1, 6</p>	<p>Nov November Evidence of Progress</p> <p> 15%</p> <p>Jan January Evidence of Progress</p> <p> 15%</p> <p>Mar March Evidence of Progress</p> <p>June June Evidence of Progress</p>
Strategy 4 Details	Reviews
<p>Strategy 4: Identified ELL Students will attend a campus made conference in 2022-2023 SY. This will allow the students to enhance their academic knowledge in all core areas through live demonstrations, hands-on activities, and other interactive elements.</p> <p>Strategy's Expected Result/Impact: Increased student achievement and engagement.</p> <p>Staff Responsible for Monitoring: Principal, Curriculum Instructional Specialist, Teachers, At-Risk Counselor, and Counselors</p> <p>Problem Statements: Demographics 2 - Student Learning 6</p>	<p>Nov November Evidence of Progress</p> <p> 0% This will happen in the spring.</p> <p>Jan January Evidence of Progress</p> <p> 0% March2 will be the conference</p> <p>Mar March Evidence of Progress</p> <p>June June Evidence of Progress</p>




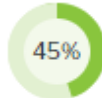
Strategy 5 Details	Reviews								
<p>Strategy 5: Teachers will use language acquisition resources in order for ELL students to be successful with their academics. These resources will enhance the communication and instructional skills which will increase academic success.</p> <p>Strategy's Expected Result/Impact: Students will be able to speak to other students and teachers to communicate more effectively.</p> <p>Staff Responsible for Monitoring: Teachers CIS AP Counselors</p> <p>Problem Statements: Demographics 2 - Student Learning 6</p>	<table border="1"> <tr> <td data-bbox="1253 375 1465 532"> <p>Nov</p>  <p>10%</p> </td> <td data-bbox="1465 375 2024 532"> <p>November Evidence of Progress</p> </td> </tr> <tr> <td data-bbox="1253 532 1465 690"> <p>Jan</p>  <p>10%</p> </td> <td data-bbox="1465 532 2024 690"> <p>January Evidence of Progress</p> </td> </tr> <tr> <td data-bbox="1253 690 1465 748"> <p>Mar</p> </td> <td data-bbox="1465 690 2024 748"> <p>March Evidence of Progress</p> </td> </tr> <tr> <td data-bbox="1253 748 1465 829"> <p>June</p> </td> <td data-bbox="1465 748 2024 829"> <p>June Evidence of Progress</p> </td> </tr> </table>	<p>Nov</p>  <p>10%</p>	<p>November Evidence of Progress</p>	<p>Jan</p>  <p>10%</p>	<p>January Evidence of Progress</p>	<p>Mar</p>	<p>March Evidence of Progress</p>	<p>June</p>	<p>June Evidence of Progress</p>
<p>Nov</p>  <p>10%</p>	<p>November Evidence of Progress</p>								
<p>Jan</p>  <p>10%</p>	<p>January Evidence of Progress</p>								
<p>Mar</p>	<p>March Evidence of Progress</p>								
<p>June</p>	<p>June Evidence of Progress</p>								
<p>  No Progress  Accomplished  Continue/Modify  Discontinue </p>									









Goal 1: Killeen ISD will provide relevant, rigorous, and engaging learning opportunities to achieve academic success and graduate future-ready students.

Performance Objective 6: Provide instructional and program support for at-risk students at Union Grove MS to increase meets standards by 5% (Average of SPED, ELL, & Econ. Dis. populations) in all core subjects on the STAAR.

Evaluation Data Sources: STAAR assessments and retention data





Strategy 1 Details	Reviews
<p>Strategy 1: Fund a full-time instructional aide in the intervention room to support the instructional needs of identified at-risk students.</p> <p>Strategy's Expected Result/Impact: STAAR Data for At-Risk students</p> <p>Staff Responsible for Monitoring: At-Risk Aide Principal Assistant Principals CIS</p> <p>Problem Statements: Demographics 2</p>	<p>Nov November Evidence of Progress</p> <p> Union Grove had an At-Risk Aide until November 4. Union Grove is currently looking for an At-Risk Aide.</p> <p>Jan January Evidence of Progress</p> <p></p> <p>Mar March Evidence of Progress</p> <p>June June Evidence of Progress</p>
Strategy 2 Details	Reviews
<p>Strategy 2: Grizzly Tutoring Lab will be offered five or more times a semester, as well as daily after-school tutoring, to assist at-risk students in completing or redoing their assignments with the assistance of teachers and/or paraprofessionals with a smaller teacher to student ratio than the regular classroom.</p> <p>Strategy's Expected Result/Impact: STAAR Data Reports Decrease number of students attending summer school</p> <p>Staff Responsible for Monitoring: UG Teachers At-Risk Counselor Principal Assistant Principals CIS</p> <p>Problem Statements: Demographics 2 - Student Learning 2, 3, 4, 7</p>	<p>Nov November Evidence of Progress</p> <p> Grizzly Tutoring lab has been offered twice a month this far on Saturdays with attendance averaging 25 students.</p> <p>Jan January Evidence of Progress</p> <p> Grizzly Tutoring lab has been offered twice a month this far on Saturdays with attendance averaging 25 students.</p> <p>Mar March Evidence of Progress</p> <p>June June Evidence of Progress</p>







Strategy 3 Details	Reviews
<p>Strategy 3: At-Risk students will be afforded the opportunity to enhance their social/emotional learning by working on lessons specifically to increase social/emotional learning which will enhance their learning practices in all content areas and increase academic success.</p> <p>Strategy's Expected Result/Impact: Grade reports CUA scores Students understand their social emotional area, lesson completion. Students will use coping skills in all content areas to enhance their instructional practices.</p> <p>Staff Responsible for Monitoring: AP's, CIS, Teachers, At-Risk Counselor, Counselor's</p> <p>Problem Statements: Demographics 2 - Perceptions 4</p>	<p>Nov November Evidence of Progress  The counselors have groups(4 groups) for specific students as well as have counselor corner once a month which focuses on character traits and ways students can work on themselves to be productive in society.</p> <p>Jan January Evidence of Progress </p> <p>Mar March Evidence of Progress</p> <p>June June Evidence of Progress</p>
Strategy 4 Details	Reviews
<p>Strategy 4: Provide all PLCs: ELAR, History, Math, and Science, with instructional tools for implementation strategies to help teachers, collaborate to design opportunities that help at-risk students gain equal access to instruction and actively participate with other students.</p> <p>Strategy's Expected Result/Impact: PLC Sign in Sheets, Lesson Plans, Review of completed lesson designs including differentiated strategies.</p> <p>Staff Responsible for Monitoring: Principal, Assistant Principal, CIS, Teachers</p> <p>Problem Statements: Demographics 1, 2, 3 - Student Learning 2 - School Processes & Programs 2, 3</p>	<p>Nov November Evidence of Progress  During JTJs and Faculty Meetings teachers have been given instructional tools to assist at-risk students.</p> <p>Jan January Evidence of Progress  During JTJs and Faculty Meetings teachers have been given instructional tools to assist at-risk students.</p> <p>Mar March Evidence of Progress</p> <p>June June Evidence of Progress</p>

Strategy 5 Details	Reviews
<p>Strategy 5: Identified 6th Grade At-Risk Students will attend a campus made conference in 2022-2023 SY. This will allow the students to enhance their academic knowledge in all core areas through live demonstrations, hands-on activities, and other interactive elements.</p> <p>Strategy's Expected Result/Impact: Increased student achievement and engagement.</p> <p>Staff Responsible for Monitoring: Principal, Curriculum Instructional Specialist, Teachers, At-Risk Counselor, and Counselors</p> <p>Problem Statements: Demographics 2 - Student Learning 2, 3</p>	<p>Nov November Evidence of Progress This will happen in the spring.</p> <p> 0%</p> <p>Jan January Evidence of Progress March 2 is conference</p> <p> 0%</p> <p>Mar March Evidence of Progress</p> <p>June June Evidence of Progress</p>
Strategy 6 Details	Reviews
<p>Strategy 6: Provide technology devices to identified at-risk Union Grove MS students in order to better support the students instructionally, which will improve student academic efficacy by increasing their access to Killeen ISD subscriptions to supported platforms.</p> <p>Strategy's Expected Result/Impact: Improved CUA, MAP, and STAAR scores Students improvement in reading comprehension levels</p> <p>Staff Responsible for Monitoring: Principal, AP, Curriculum Instructional Specialist, Teachers, At-Risk Counselor, and Counselors</p> <p>Problem Statements: Student Learning 2</p>	<p>Nov November Evidence of Progress I-pads and headphones have been ordered for at-risk student use. Headphones have come in, but the i-pads have not at this time.</p> <p> 50%</p> <p>Jan January Evidence of Progress 20 devices in, but no covers at this time.</p> <p> 70%</p> <p>Mar March Evidence of Progress</p> <p>June June Evidence of Progress</p>
<p style="text-align: center;">  No Progress  Accomplished  Continue/Modify  Discontinue </p>	

Goal 1: Killeen ISD will provide relevant, rigorous, and engaging learning opportunities to achieve academic success and graduate future-ready students.

Performance Objective 7: 85% of Union Grove MS Gifted and Talented students will achieve the Masters Grade Level Standard on the STAAR tests they are identified for as GT. Currently the average is 80%.


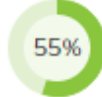



Strategy 1 Details	Reviews
<p>Strategy 1: Gifted and Talented students will receive differentiated instruction and technology support while preparing them to participate in the Texas Performance Standards Project.</p> <p>Strategy's Expected Result/Impact: Students participate in activities that challenge their thinking and foster academic growth.</p> <p>Staff Responsible for Monitoring: GT Teachers GT Coordinator Assistant Principals</p> <p>Problem Statements: Student Learning 5</p>	<p>Nov November Evidence of Progress</p> <p> I-pads and headphones have been ordered for GT students. They have come in and students are able to use them in class as well as for their GT projects.</p> <p>Jan January Evidence of Progress</p> <p> 28 i-pads are in, but no covers</p> <p>Mar March Evidence of Progress</p> <p>June June Evidence of Progress</p>
Strategy 2 Details	Reviews
<p>Strategy 2: High interest and challenging activities for our GT students will be implemented into all core classes. Such as: tasks that carry the concept to the next level, choice boards, ignite presentations, or tiered learning.</p> <p>Strategy's Expected Result/Impact: Increased student achievement and engagement.</p> <p>Staff Responsible for Monitoring: Principal, Curriculum Instructional Specialist, Teachers, and Counselors</p> <p>Problem Statements: Student Learning 1, 5</p>	<p>Nov November Evidence of Progress</p> <p> </p> <p>Jan January Evidence of Progress</p> <p> Honors are differentiated.</p> <p>Mar March Evidence of Progress</p> <p>June June Evidence of Progress</p>

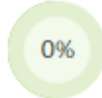
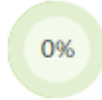








Strategy 3 Details	Reviews
<p>Strategy 3: Teachers of Gifted and Talented students and students will attend a local created Gifted and Talented Conference in 2022-2023 SY, which will allow for students to learn and showcase their intellectual abilities; through art/speaking/writing, and more. This opportunity will allow students to understand more about the benefits of the GT program.</p> <p>Strategy's Expected Result/Impact: Increased student achievement and engagement. Understanding the strategies teachers can use in class for GT students.</p> <p>Staff Responsible for Monitoring: Principal, Curriculum Instructional Specialist, Teachers, and Counselors</p> <p>Problem Statements: Student Learning 1, 5</p>	<p>Nov November Evidence of Progress This will happen in the spring.</p> <p> 0%</p> <p>Jan January Evidence of Progress January 20th</p> <p> 50%</p> <p>Mar March Evidence of Progress</p> <p>June June Evidence of Progress</p>
<p>  No Progress  Accomplished  Continue/Modify  Discontinue </p>	

Goal 2: Killeen ISD will recruit, retain, and develop highly qualified staff by providing professional growth opportunities and supporting employee wellness and self-care.

Performance Objective 1: Union Grove MS will develop and retain highly qualified teachers through the implementation of staff development targeted towards the campus objectives.

Evaluation Data Sources: Attendance logs to monthly meetings and mentor paperwork.







Strategy 1 Details	Reviews
<p>Strategy 1: Monthly meetings will be held with the new staff to explore pertinent topics to ensure their professional growth and success during the school year.</p> <p>Strategy's Expected Result/Impact: Teacher Surveys Meeting minutes</p> <p>Staff Responsible for Monitoring: Principal Assistant Principals Lead Teachers CIS</p> <p>Problem Statements: Demographics 1, 2</p>	<p>Nov November Evidence of Progress  3 meetings thus far and teachers have attended.</p> <p>Jan January Evidence of Progress  5 meetings thus far and teachers have attended.</p> <p>Mar March Evidence of Progress</p> <p>June June Evidence of Progress</p>
Strategy 2 Details	Reviews
<p>Strategy 2: Assign a mentor/buddy teacher to 100% of all Union Grove MS first year teachers and teachers new to Union Grove MS.</p> <p>Strategy's Expected Result/Impact: teambuilding events, weekly check ins, CTTs and JTJs</p> <p>Staff Responsible for Monitoring: Curriculum Instructional Specialists, Assistant Principals, Principal</p> <p>TEA Priorities: Recruit, support, retain teachers and principals</p> <p>Problem Statements: Demographics 1 - School Processes & Programs 3 - Perceptions 2</p>	<p>Nov November Evidence of Progress  Every new teacher to UGMS has a mentor/buddy</p> <p>Jan January Evidence of Progress </p> <p>Mar March Evidence of Progress </p> <p>June June Evidence of Progress</p>

Strategy 3 Details	Reviews								
<p>Strategy 3: Specific teachers of at-risk students will attend PD in order to enhance the teachers' ability to use instructional tools for implementation strategies to collaborate and design opportunities that help at-risk students gain equal access to instruction and actively participate with other students.</p> <p>Strategy's Expected Result/Impact: Improvement of at-risk students grades Lesson Plans</p> <p>Staff Responsible for Monitoring: Teachers AP CIS Counselors Principal</p> <p>Problem Statements: Demographics 1, 2 - Student Learning 1, 4</p>	<table border="1"> <tr> <td data-bbox="1253 396 1457 537"> <p>Nov</p>  <p>0%</p> </td> <td data-bbox="1457 396 2026 537"> <p>November Evidence of Progress</p> </td> </tr> <tr> <td data-bbox="1253 537 1457 695"> <p>Jan</p>  <p>0%</p> </td> <td data-bbox="1457 537 2026 695"> <p>January Evidence of Progress</p> </td> </tr> <tr> <td data-bbox="1253 695 1457 764"> <p>Mar</p> </td> <td data-bbox="1457 695 2026 764"> <p>March Evidence of Progress</p> </td> </tr> <tr> <td data-bbox="1253 764 1457 847"> <p>June</p> </td> <td data-bbox="1457 764 2026 847"> <p>June Evidence of Progress</p> </td> </tr> </table>	<p>Nov</p>  <p>0%</p>	<p>November Evidence of Progress</p>	<p>Jan</p>  <p>0%</p>	<p>January Evidence of Progress</p>	<p>Mar</p>	<p>March Evidence of Progress</p>	<p>June</p>	<p>June Evidence of Progress</p>
<p>Nov</p>  <p>0%</p>	<p>November Evidence of Progress</p>								
<p>Jan</p>  <p>0%</p>	<p>January Evidence of Progress</p>								
<p>Mar</p>	<p>March Evidence of Progress</p>								
<p>June</p>	<p>June Evidence of Progress</p>								
<p style="text-align: center;">  No Progress  Accomplished  Continue/Modify  Discontinue </p>									

Goal 2: Killeen ISD will recruit, retain, and develop highly qualified staff by providing professional growth opportunities and supporting employee wellness and self-care.

Performance Objective 2: 100% of all Union Grove MS teachers will actively participate in PLCs (CTT/JTJ) on a bi-monthly basis.



Evaluation Data Sources: Agendas, attendance logs-PLC, Minutes







Strategy 1 Details	Reviews
<p>Strategy 1: Union Grove MS will hold meetings with the staff to enhance instructional practices and delve into data by using CUA, MAP, and other data. This will assist in their professional growth and success during the school year.</p> <p>Strategy's Expected Result/Impact: Agendas, Notes, sign-n sheets</p> <p>Staff Responsible for Monitoring: Principal, CIS, Assistant Principal's, Teachers</p> <p>Problem Statements: Demographics 1 - School Processes & Programs 1, 2</p>	<p>Nov November Evidence of Progress</p> <p> 45%</p> <p>Jan January Evidence of Progress</p> <p> 75%</p> <p>Mar March Evidence of Progress</p> <p>June June Evidence of Progress</p>
<p>  No Progress  Accomplished  Continue/Modify  Discontinue </p>	

Goal 3: Killeen ISD will engage in transparent, timely communication with all stakeholders to build positive, supportive relationships with the community.

Performance Objective 1: Union Grove MS will increase parent and community relationships by 10%.

Evaluation Data Sources: Parent Involvement/Surveys and sign-in sheets.



Strategy 1 Details	Reviews
<p>Strategy 1: Instructional Events will be conducted to showcase content-area student work 4 times a year. Each core content area on a separate evening.</p> <p>Strategy's Expected Result/Impact: Increased parent participation and involvement with student's academic success.</p> <p>Staff Responsible for Monitoring: UG Staff Principal Assistant Principals Counselors CIS</p> <p>Problem Statements: Perceptions 3</p>	<p>Nov November Evidence of Progress Had ELA and SS </p> <p>Jan January Evidence of Progress Next one in Feb. </p> <p>Mar March Evidence of Progress</p> <p>June June Evidence of Progress</p>

Strategy 2 Details	Reviews
<p>Strategy 2: Parent/Student meetings and extended learning opportunities focused on academics, technology support, understanding and preparing for STAAR, AVID, ELL, and GT Curriculum Ideas, will be held multiple times a year with an emphasis on addressing academic needs of at risk students.</p> <p>Strategy's Expected Result/Impact: Parent Surveys Attendance Log</p> <p>Staff Responsible for Monitoring: Program Teachers Principal Counselors CIS</p> <p>Problem Statements: Student Learning 1 - Perceptions 3</p>	<div style="text-align: right;"> <p>Nov November Evidence of Progress</p>  Had 2 meetings 65/200 </div> <div style="text-align: right; margin-top: 20px;"> <p>Jan January Evidence of Progress</p>  Had 2 meetings 65/200 </div> <div style="text-align: right; margin-top: 20px;"> <p>Mar March Evidence of Progress</p> </div> <div style="text-align: right; margin-top: 20px;"> <p>June June Evidence of Progress</p> </div>
<div style="display: flex; justify-content: space-around; align-items: center;"> <div style="text-align: center;">  No Progress </div> <div style="text-align: center;">  Accomplished </div> <div style="text-align: center;">  Continue/Modify </div> <div style="text-align: center;">  Discontinue </div> </div>	

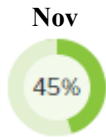
Goal 4: Killeen ISD will meet the social emotional needs of all students by fostering resilient relationships and providing a safe and healthy learning environment.

Performance Objective 1: By the end of the school year Union Grove MS will provide a safe school environment by offering safety awareness training to campus staff and students with 100% participation.

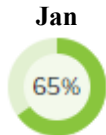
Evaluation Data Sources: Staff, parents and student feedback documented meetings.

Strategy 1 Details	Reviews
<p>Strategy 1: Union Grove MS will conduct monthly safety drills to ensure all students and staff are knowledgeable of emergency operation procedures.</p> <p>Strategy's Expected Result/Impact: Successful drills</p> <p>Staff Responsible for Monitoring: Administrative Staff</p> <p>Problem Statements: Perceptions 4</p>	<p>Nov November Evidence of Progress</p>  <p>Drills are progressing. The state drill was conducted and we had no findings!</p> <p>Jan January Evidence of Progress</p>  <p>Mar March Evidence of Progress</p> <p>June June Evidence of Progress</p>

Strategy 2 Details	Reviews
<p>Strategy 2: Staff and students will participate in Safety Week activities that address bullying/cyber-bullying prevention, internet safety, etc.</p> <p>Strategy's Expected Result/Impact: Advisory Lesson Plans Student Surveys</p> <p>Staff Responsible for Monitoring: Administrative Staff</p> <p>Problem Statements: Perceptions 4</p>	<p>Nov November Evidence of Progress</p> <p>0% January</p> <p>Jan January Evidence of Progress</p> <p>100% Did safety week and had a well made presentation.</p> <p>Mar March Evidence of Progress</p> <p>100%</p> <p>June June Evidence of Progress</p>
Strategy 3 Details	Reviews
<p>Strategy 3: Guidance lessons will be provided through advisory to focus on character education for at-risk students that are struggling academically, socially, behaviorally and emotionally with the support of our school counselors, Military Family Life Counselor (MFLC) and administrators.</p> <p>Strategy's Expected Result/Impact: Student Surveys Increase at-risk student support.</p> <p>Staff Responsible for Monitoring: Teachers Principal Counselors CIS MFLC Counselor Counselors</p> <p>Problem Statements: Perceptions 2</p>	



November Evidence of Progress
 Things are going well; teachers feel comfortable presenting this information. RRW presentations were wonderful.



January Evidence of Progress

Mar

March Evidence of Progress

June

June Evidence of Progress



No Progress



Accomplished



Continue/Modify









Discontinue

Goal 4: Killeen ISD will meet the social emotional needs of all students by fostering resilient relationships and providing a safe and healthy learning environment.

Performance Objective 2: Union Grove MS will improve the health of all our students by promoting healthy choices and physical activity.

Evaluation Data Sources: Fitness Gram

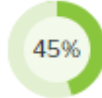





Decreased number of overweight and obese students. Increase student participation in physical activities.

Strategy 1 Details	Reviews
<p>Strategy 1: Provide an environment that fosters safe and enjoyable fitness activities for all students, including those who are not participating in competitive sports.</p> <p>Strategy's Expected Result/Impact: PE and/or dance classes for all levels in addition to competitive athletics and pre-athletics.</p> <p>Staff Responsible for Monitoring: Campus Athletic Coordinators PE/Dance Teachers Principal Assistant Principals</p> <p>Problem Statements: Perceptions 4</p>	<p>Nov November Evidence of Progress</p> <p> 30%</p> <p>Jan January Evidence of Progress Activity Days- more students wanted to do rec activity</p> <p> 60%</p> <p>Mar March Evidence of Progress</p> <p>June June Evidence of Progress</p>
<p>  No Progress  Accomplished  Continue/Modify  Discontinue </p>	

Goal 5: Killeen ISD will efficiently manage and allocate district resources to maximize student learning opportunities.

Performance Objective 1: During the 22-23 school year, a minimum of 50% of Union Grove MS student population will participate in school clubs and organizations.







Evaluation Data Sources: Clubs and Organizations attendance sheets

Strategy 1 Details	Reviews
<p>Strategy 1: A variety of school clubs and organizations will be offered to meet the needs of our diverse student population.</p> <p>Strategy's Expected Result/Impact: Increased student participation in extra-curricular activities</p> <p>Staff Responsible for Monitoring: Union Grove MS Staff Principal Teachers sponsoring clubs</p> <p>Problem Statements: Perceptions 1</p>	<div style="text-align: center;"> <p>Nov November Evidence of Progress</p>  <p>45%</p> </div> <div style="text-align: center;"> <p>Jan January Evidence of Progress</p>  <p>70%</p> <p>More students are participating. Have a 2 sponsors for NJHS.</p> </div> <div style="text-align: center;"> <p>Mar March Evidence of Progress</p> </div> <div style="text-align: center;"> <p>June June Evidence of Progress</p> </div>
<div style="display: flex; justify-content: space-around; align-items: center;"> <div style="text-align: center;">  No Progress </div> <div style="text-align: center;">  Accomplished </div> <div style="text-align: center;">  Continue/Modify </div> <div style="text-align: center;">  Discontinue </div> </div>	

Goal 5: Killeen ISD will efficiently manage and allocate district resources to maximize student learning opportunities.

Performance Objective 2: Union Grove MS will integrate technology systems within the classrooms to fulfill instructional and operational requirements with 90% campus teacher and administration participation.

Evaluation Data Sources: sign-in sheets, Eduphoria

Strategy 1 Details	Reviews	
<p>Strategy 1: Staff will be provided technology training sessions during teacher in-service, monthly faculty meetings, and lunch periods to support instruction by incorporating technology TEKS to improve student achievement.</p> <p>Strategy's Expected Result/Impact: increase student achievement Increase teacher knowledge</p> <p>Staff Responsible for Monitoring: CTSS CIS Assistant Principal Principal</p> <p>Problem Statements: Demographics 1 - School Processes & Programs 1</p>		<p>Nov November Evidence of Progress</p> <p> 80%</p> <p>Jan January Evidence of Progress</p> <p> 85%</p> <p>Mar March Evidence of Progress</p> <p>June June Evidence of Progress</p>
<p style="text-align: center;">  No Progress  Accomplished  Continue/Modify  Discontinue </p>		