

Killeen Independent School District
Skipcha Elementary School
2022-2023 Formative Review with Notes



Table of Contents

Goals 3

Goal 1: Killeen ISD will provide relevant, rigorous, and engaging learning opportunities to achieve academic success and graduate future-ready students. 3

Goal 2: Killeen ISD will recruit, retain, and develop highly qualified staff by providing professional growth opportunities and supporting employee wellness and self-care. 16

Goal 3: Killeen ISD will engage in transparent, timely communication with all stakeholders to build positive, supportive relationships with the community. 18

Goal 4: Killeen ISD will meet the social emotional needs of all students by fostering resilient relationships and providing a safe and healthy learning environment. 21

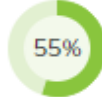

Goal 5: Killeen ISD will efficiently manage and allocate district resources to maximize student learning opportunities. 27





Goals





Goal 1: Killeen ISD will provide relevant, rigorous, and engaging learning opportunities to achieve academic success and graduate future-ready students.





Performance Objective 1: By the end of the 2022-2023 school year, through expert instructional delivery, differentiation and interventions, the average student growth in reading in grades K-5 will meet or exceed the national average on MAP.



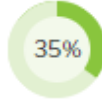

Evaluation Data Sources: MAP data
CUA data







Strategy 1 Details	Reviews
<p>Strategy 1: To increase reading achievement, teachers will provide intensive reading instruction and small group intervention to at-risk or other students struggling to learn how to read. Targeted support will be provided to students who were unsuccessful on the reading STAAR assessment and subgroups identified as needing intervention.</p> <p>Strategy's Expected Result/Impact: STAAR score/growth improvement MAP score/growth improvement</p> <p>Staff Responsible for Monitoring: Principal, CIS, Interventionist</p> <p>Title I: 2.4</p> <p>- TEA Priorities: Build a foundation of reading and math</p> <p>- ESF Levers: Lever 5: Effective Instruction</p> <p>Problem Statements: Demographics 1 - Student Learning 1, 3, 5</p>	<p>Nov November Evidence of Progress</p>  <p>Jan January Evidence of Progress</p>  <p>Mar March Evidence of Progress</p> <p>June June Evidence of Progress</p>

Strategy 2 Details	Reviews	
<p>Strategy 2: During PLCs and profession development, teachers will learn how to implement the Science of Teaching Reading methods and Next Generation Balanced Literacy methods.</p> <p>Strategy's Expected Result/Impact: STAAR improvement MAP growth TELPAS individual improvement</p> <p>Staff Responsible for Monitoring: Principal, CIS, AP</p> <p>Title I: 2.4</p> <p>- TEA Priorities: Build a foundation of reading and math</p> <p>- ESF Levers: Lever 5: Effective Instruction</p> <p>Problem Statements: Student Learning 1 - School Processes & Programs 5 - Perceptions 2</p>	<p>Nov</p> 	<p>November Evidence of Progress</p>
	<p>Jan</p> 	<p>January Evidence of Progress</p>
	<p>Mar</p>	<p>March Evidence of Progress</p>
	<p>June</p>	<p>June Evidence of Progress</p>
	Strategy 3 Details	Reviews
<p>Strategy 3: The campus will help improve the level of teacher knowledge including differentiation for the ELL and gifted and talented student through professional development and during PLC meetings.</p> <p>Strategy's Expected Result/Impact: STAAR improvement MAP growth TELPAS individual improvement</p> <p>Staff Responsible for Monitoring: Principal, CIS</p> <p>Title I: 2.4</p> <p>- ESF Levers: Lever 5: Effective Instruction</p> <p>Problem Statements: School Processes & Programs 5</p>	<p>Nov</p> 	<p>November Evidence of Progress</p>
<p>Jan</p> 	<p>January Evidence of Progress</p>	
<p>Mar</p>	<p>March Evidence of Progress</p>	
<p>June</p>	<p>June Evidence of Progress</p>	

Strategy 4 Details	Reviews	
<p>Strategy 4: To increase reading achievement for all students, teachers will work collaboratively to design lessons that incorporate technology and focus on scaffolding high leverage TEKS to help students comprehend grade-level texts using a next-generation balanced literacy model to strengthen and expand vocabulary, fluency, and comprehension. Students will work in small groups with teachers and/or instructional assistants using the next-generation balanced literacy model.</p> <p>Strategy's Expected Result/Impact: Improved STAAR scores Improved MAP growth</p> <p>Staff Responsible for Monitoring: Principal CIS Teacher</p> <p>Title I: 2.4, 2.5, 2.6 - ESF Levers: Lever 5: Effective Instruction</p> <p>Problem Statements: Student Learning 1, 5 - School Processes & Programs 3</p>	<p>Nov</p>  <p>Jan</p>  <p>Mar</p> <p>June</p>	<p>November Evidence of Progress</p> <p>January Evidence of Progress</p> <p>March Evidence of Progress</p> <p>June Evidence of Progress</p>
Strategy 5 Details	Reviews	
<p>Strategy 5: To increase reading achievement for ELL students, the ELL teacher will work collaboratively with grade level teachers to design lessons that use technology and focus on scaffolding high leverage TEKS and incorporation of ELPS to help ELL students comprehend grade level texts using a next generation balanced literacy model to strengthen and expand vocabulary. The teacher will work in small groups in and out of the classroom using the balanced literacy model.</p> <p>Strategy's Expected Result/Impact: STAAR improvement MAP growth TELPAS individual improvement</p> <p>Staff Responsible for Monitoring: ELL teacher, CIS</p> <p>Title I: 2.4, 2.5, 2.6 - ESF Levers: Lever 5: Effective Instruction</p> <p>Problem Statements: Student Learning 3</p>	<p>Nov</p>  <p>Jan</p>  <p>Mar</p> <p>June</p>	<p>November Evidence of Progress</p> <p>January Evidence of Progress</p> <p>March Evidence of Progress</p> <p>June Evidence of Progress</p>

Strategy 6 Details	Reviews	
<p>Strategy 6: The campus will ensure Fountas and Pinnell running records are completed with fidelity, used to guide instructional groupings for guided reading and reviewed during PLC meetings.</p> <p>Strategy's Expected Result/Impact: STAAR improvement MAP growth F&P tracking sheets show improvement</p> <p>Staff Responsible for Monitoring: Principal, CIS</p> <p>Title I: 2.4, 2.5, 2.6</p> <p>- ESF Levers: Lever 5: Effective Instruction</p> <p>Problem Statements: Student Learning 1, 3</p>	<p>Nov</p> 	<p>November Evidence of Progress</p>
	<p>Jan</p> 	<p>January Evidence of Progress</p>
	<p>Mar</p>	<p>March Evidence of Progress</p>
	<p>June</p>	<p>June Evidence of Progress</p>
Strategy 7 Details	Reviews	
<p>Strategy 7: Campus leadership will perform regular classroom walk-through observations to monitor fidelity of literacy instruction and Gradual Release of Responsibility.</p> <p>Strategy's Expected Result/Impact: STAAR improvement MAP growth</p> <p>Staff Responsible for Monitoring: Principal, Assistant Principals</p> <p>Title I: 2.4, 2.5, 2.6</p> <p>- TEA Priorities: Build a foundation of reading and math</p> <p>- ESF Levers: Lever 5: Effective Instruction</p> <p>Problem Statements: Student Learning 1, 3</p>	<p>Nov</p> 	<p>November Evidence of Progress</p>
	<p>Jan</p> 	<p>January Evidence of Progress</p>
	<p>Mar</p>	<p>March Evidence of Progress</p>
	<p>June</p>	<p>June Evidence of Progress</p>





Strategy 8 Details	Reviews
<p>Strategy 8: The campus will host parent literacy engagement nights to improve the school/family relationship and provide parents with tools to help their children at home.</p> <p>Strategy's Expected Result/Impact: STAAR improvement MAP growth CUA performance improvement</p> <p>Staff Responsible for Monitoring: Principal CIS</p> <p>Title I: 2.6, 4.1, 4.2</p> <p>- TEA Priorities: Build a foundation of reading and math</p> <p>- ESF Levers: Lever 3: Positive School Culture</p> <p>Problem Statements: Student Learning 1 - Perceptions 2, 4</p>	<div style="display: flex; justify-content: space-between;"> <div style="text-align: center;"> <p>Nov</p>  <p>10%</p> </div> <div style="text-align: center;"> <p>November Evidence of Progress</p> <p>Planned for December 8</p> </div> </div> <div style="display: flex; justify-content: space-between; margin-top: 20px;"> <div style="text-align: center;"> <p>Jan</p>  <p>50%</p> </div> <div style="text-align: center;"> <p>January Evidence of Progress</p> </div> </div> <div style="display: flex; justify-content: space-between; margin-top: 20px;"> <div style="text-align: center;"> <p>Mar</p> </div> <div style="text-align: center;"> <p>March Evidence of Progress</p> </div> </div> <div style="display: flex; justify-content: space-between; margin-top: 20px;"> <div style="text-align: center;"> <p>June</p> </div> <div style="text-align: center;"> <p>June Evidence of Progress</p> </div> </div>
Strategy 9 Details	Reviews
<p>Strategy 9: Teachers will use data from MAP and CIRCLE, informal assessments and reading records to create groups of at-risk students in order to integrate instruction with authentic reading and writing so students learn how to apply literacy skills and strategies. Through collaborative PLC time, we will discuss improvements and concerns and refocus instruction based on findings.</p> <p>Strategy's Expected Result/Impact: CIRCLE growth MAP growth</p> <p>Staff Responsible for Monitoring: Principal CIS</p> <p>Title I: 2.6</p> <p>- TEA Priorities: Build a foundation of reading and math</p> <p>- ESF Levers: Lever 5: Effective Instruction</p> <p>Problem Statements: Student Learning 1, 2 - School Processes & Programs 3</p>	<div style="display: flex; justify-content: space-between;"> <div style="text-align: center;"> <p>Nov</p>  <p>35%</p> </div> <div style="text-align: center;"> <p>November Evidence of Progress</p> </div> </div> <div style="display: flex; justify-content: space-between; margin-top: 20px;"> <div style="text-align: center;"> <p>Jan</p>  <p>50%</p> </div> <div style="text-align: center;"> <p>January Evidence of Progress</p> </div> </div> <div style="display: flex; justify-content: space-between; margin-top: 20px;"> <div style="text-align: center;"> <p>Mar</p> </div> <div style="text-align: center;"> <p>March Evidence of Progress</p> </div> </div> <div style="display: flex; justify-content: space-between; margin-top: 20px;"> <div style="text-align: center;"> <p>June</p> </div> <div style="text-align: center;"> <p>June Evidence of Progress</p> </div> </div>


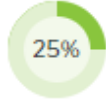










Strategy 10 Details	Reviews
<p>Strategy 10: Teachers will plan for common assessments (CUAs) using a backward design model and continue to review data following common assessments to refine reading and writing instruction and determine necessary interventions.</p> <p>Strategy's Expected Result/Impact: STAAR MAP CUA</p> <p>Staff Responsible for Monitoring: Principal, CIS, AP</p> <p>Title I: 2.4, 2.5, 2.6</p> <p>- TEA Priorities: Build a foundation of reading and math</p> <p>- ESF Levers: Lever 5: Effective Instruction</p> <p>Problem Statements: Student Learning 5 - School Processes & Programs 1</p>	<div style="display: flex; flex-direction: column; align-items: center;"> <div style="display: flex; justify-content: space-between; width: 100%;"> Nov November Evidence of Progress </div> <div style="display: flex; align-items: center; margin: 5px;">  45% </div> <div style="display: flex; justify-content: space-between; width: 100%;"> Jan January Evidence of Progress </div> <div style="display: flex; align-items: center; margin: 5px;">  60% </div> <div style="display: flex; justify-content: space-between; width: 100%;"> Mar March Evidence of Progress </div> <div style="display: flex; justify-content: space-between; width: 100%;"> June June Evidence of Progress </div> </div>
<div style="display: flex; justify-content: space-around; align-items: center;"> <div style="display: flex; align-items: center;">  No Progress </div> <div style="display: flex; align-items: center;">  Accomplished </div> <div style="display: flex; align-items: center;">  Continue/Modify </div> <div style="display: flex; align-items: center;">  Discontinue </div> </div>	







Goal 1: Killeen ISD will provide relevant, rigorous, and engaging learning opportunities to achieve academic success and graduate future-ready students.

Performance Objective 2: By the end of the 2022-2023 school year, through expert instructional delivery, differentiation and targeted improvement interventions, 85% of students will receive passing writing (oral/written) grades.

Evaluation Data Sources: STAAR
MAP
Curriculum Unit Assessment data

Strategy 1 Details	Reviews	
<p>Strategy 1: Teachers will differentiate writing instruction for student subgroups (ELL, GT, SPED and 504) by providing scaffolded support.</p> <p>Strategy's Expected Result/Impact: STAAR improvement MAP growth CUA performance improvement</p> <p>Staff Responsible for Monitoring: Principal, CIS, ELL teacher, GT certified teachers, resource/inclusion SPED teachers</p> <p>Title I: 2.4, 2.5, 2.6</p> <p>- TEA Priorities: Build a foundation of reading and math</p> <p>- ESF Levers: Lever 4: High-Quality Instructional Materials and Assessments, Lever 5: Effective Instruction</p> <p>Problem Statements: Demographics 1 - Perceptions 2</p>	<p>Nov</p> 	<p>November Evidence of Progress</p>
<p>Strategy 2: Campus leadership will monitor writing instruction during PLC meetings for all grade-levels.</p> <p>Strategy's Expected Result/Impact: STAAR improvement MAP growth CUA performance improvement</p> <p>Staff Responsible for Monitoring: Principal, CIS</p> <p>Title I: 2.4, 2.5, 2.6</p> <p>- TEA Priorities: Recruit, support, retain teachers and principals, Connect high school to career and college</p> <p>- ESF Levers: Lever 1: Strong School Leadership and Planning, Lever 5: Effective Instruction</p> <p>Problem Statements: Student Learning 5 - Perceptions 2</p>	<p>Jan</p> 	<p>January Evidence of Progress</p>
	<p>Mar</p> 	<p>March Evidence of Progress</p>
	<p>June</p> 	<p>June Evidence of Progress</p>




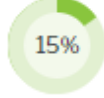
Strategy 3 Details	Reviews												
<p>Strategy 3: Teachers will provide targeted supplemental instruction in writing for students in need to ensure improvement.</p> <p>Strategy's Expected Result/Impact: STAAR improvement MAP growth CUA performance improvement</p> <p>Staff Responsible for Monitoring: Principal, CIS</p> <p>Title I: 2.4, 2.5, 2.6</p> <p>- TEA Priorities: Build a foundation of reading and math</p> <p>- ESF Levers: Lever 5: Effective Instruction</p> <p>- Targeted Support Strategy - Additional Targeted Support Strategy</p> <p>Problem Statements: Student Learning 5</p>	<table border="0"> <tr> <td data-bbox="1276 142 1381 175">Nov</td> <td data-bbox="1535 142 1902 175">November Evidence of Progress</td> </tr> <tr> <td data-bbox="1276 180 1381 277"></td> <td></td> </tr> <tr> <td data-bbox="1276 302 1381 334">Jan</td> <td data-bbox="1545 302 1892 334">January Evidence of Progress</td> </tr> <tr> <td data-bbox="1276 339 1381 436"></td> <td></td> </tr> <tr> <td data-bbox="1276 461 1381 493">Mar</td> <td data-bbox="1556 461 1881 493">March Evidence of Progress</td> </tr> <tr> <td data-bbox="1276 518 1381 550">June</td> <td data-bbox="1566 518 1871 550">June Evidence of Progress</td> </tr> </table>	Nov	November Evidence of Progress			Jan	January Evidence of Progress			Mar	March Evidence of Progress	June	June Evidence of Progress
Nov	November Evidence of Progress												
													
Jan	January Evidence of Progress												
													
Mar	March Evidence of Progress												
June	June Evidence of Progress												
Strategy 4 Details	Reviews												
<p>Strategy 4: Teachers will utilize a systemic program for students in grades 2-4 for writing instruction that targets revising and editing instruction.</p> <p>Strategy's Expected Result/Impact: STAAR improvement MAP growth CUA performance improvement</p> <p>Staff Responsible for Monitoring: Principal, APs, CIS</p> <p>Title I: 2.4, 2.5, 2.6</p> <p>- ESF Levers: Lever 5: Effective Instruction</p> <p>Problem Statements: Student Learning 5</p>	<table border="0"> <tr> <td data-bbox="1276 696 1381 729">Nov</td> <td data-bbox="1535 696 1902 729">November Evidence of Progress</td> </tr> <tr> <td data-bbox="1276 734 1381 831"></td> <td data-bbox="1419 734 2007 790">Teachers attended PD and are meeting in December to create campus-wide strategies</td> </tr> <tr> <td data-bbox="1276 855 1381 888">Jan</td> <td data-bbox="1545 855 1892 888">January Evidence of Progress</td> </tr> <tr> <td data-bbox="1276 893 1381 990"></td> <td></td> </tr> <tr> <td data-bbox="1276 1015 1381 1047">Mar</td> <td data-bbox="1556 1015 1881 1047">March Evidence of Progress</td> </tr> <tr> <td data-bbox="1276 1071 1381 1104">June</td> <td data-bbox="1566 1071 1871 1104">June Evidence of Progress</td> </tr> </table>	Nov	November Evidence of Progress		Teachers attended PD and are meeting in December to create campus-wide strategies	Jan	January Evidence of Progress			Mar	March Evidence of Progress	June	June Evidence of Progress
Nov	November Evidence of Progress												
	Teachers attended PD and are meeting in December to create campus-wide strategies												
Jan	January Evidence of Progress												
													
Mar	March Evidence of Progress												
June	June Evidence of Progress												









Strategy 5 Details	Reviews
<p>Strategy 5: Teachers will incorporate reading and writing for kindergarten and first grade, ensuring students write about what they read to encourage the correlation between reading and writing.</p> <p>Strategy's Expected Result/Impact: STAAR improvement MAP growth</p> <p>Staff Responsible for Monitoring: Principal, AP CIS</p> <p>Title I: 2.4, 2.5, 2.6</p> <p>- TEA Priorities: Build a foundation of reading and math</p> <p>- ESF Levers: Lever 5: Effective Instruction</p> <p>Problem Statements: Student Learning 5 - School Processes & Programs 3</p>	<div data-bbox="1260 462 2016 876"> <p>Nov November Evidence of Progress</p>  <p>Jan January Evidence of Progress</p>  <p>Mar March Evidence of Progress</p> <p>June June Evidence of Progress</p> </div>
<div style="display: flex; justify-content: space-around; align-items: center;"> <div data-bbox="462 925 661 974">  No Progress </div> <div data-bbox="756 925 976 974">  Accomplished </div> <div data-bbox="1071 925 1333 974">  Continue/Modify </div> <div data-bbox="1428 925 1627 974">  Discontinue </div> </div>	

Goal 1: Killeen ISD will provide relevant, rigorous, and engaging learning opportunities to achieve academic success and graduate future-ready students.

Performance Objective 3: By the end of the 2022-2023 school year, through expert instructional delivery, differentiation and interventions, the average student growth in math in grades K-5 will meet or exceed the national average on MAP.

Evaluation Data Sources: MAP data
CUA data





Strategy 1 Details	Reviews	
<p>Strategy 1: During PLCs, teachers will learn instructional methods to improve classroom instruction in mathematics. Teachers will incorporate technological resources to engage students in authentic learning.</p> <p>Strategy's Expected Result/Impact: STAAR improvement MAP growth CUA performance improvement</p> <p>Staff Responsible for Monitoring: Principal, CIS</p> <p>Title I: 2.4, 2.5, 2.6 - TEA Priorities: Build a foundation of reading and math - ESF Levers: Lever 5: Effective Instruction</p> <p>Problem Statements: Student Learning 2, 5</p>	<p>Nov</p> 	<p>November Evidence of Progress</p>
	<p>Jan</p> 	<p>January Evidence of Progress</p>
	<p>Mar</p>	<p>March Evidence of Progress</p>
	<p>June</p>	<p>June Evidence of Progress</p>
Strategy 2 Details	Reviews	
<p>Strategy 2: The campus will host parent a math engagement night to improve the school/family relationship and provide parents with tools to help their child at home.</p> <p>Strategy's Expected Result/Impact: STAAR improvement MAP growth CUA performance improvement</p> <p>Staff Responsible for Monitoring: Principal CIS</p> <p>Title I: 2.4, 2.5, 2.6, 4.1, 4.2 - TEA Priorities: Build a foundation of reading and math - ESF Levers: Lever 3: Positive School Culture, Lever 5: Effective Instruction</p> <p>Problem Statements: Student Learning 2</p>	<p>Nov</p> 	<p>November Evidence of Progress Planned for February 2023</p>
	<p>Jan</p> 	<p>January Evidence of Progress</p>
	<p>Mar</p>	<p>March Evidence of Progress</p>
	<p>June</p>	<p>June Evidence of Progress</p>



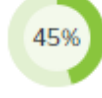

Strategy 3 Details	Reviews
<p>Strategy 3: The campus will provide intensive small-group instruction to at-risk students who need additional help in math. Additional Target Support will be provided to Asian students in order to increase the percentage of students meeting the grade level standard in STAAR math.</p> <p>Strategy's Expected Result/Impact: STAAR improvement MAP growth CUA performance improvement</p> <p>Staff Responsible for Monitoring: Principal, CIS</p> <p>Title I: 2.4, 2.5, 2.6</p> <p>- TEA Priorities: Build a foundation of reading and math</p> <p>- ESF Levers: Lever 5: Effective Instruction</p> <p>- Targeted Support Strategy - Additional Targeted Support Strategy</p> <p>Problem Statements: Demographics 1 - Student Learning 2, 5</p>	<p>Nov November Evidence of Progress</p> <p> 40%</p> <p>Jan January Evidence of Progress</p> <p> 60%</p> <p>Mar March Evidence of Progress</p> <p>June June Evidence of Progress</p>
Strategy 4 Details	Reviews
<p>Strategy 4: Teachers will plan for common assessments (CUAs) using a backward design model and continue to review data following common assessments to refine math instruction and determine necessary interventions.</p> <p>Strategy's Expected Result/Impact: STAAR improvement MAP growth CUA performance improvement</p> <p>Staff Responsible for Monitoring: Principal, CIS</p> <p>Problem Statements: Student Learning 2, 5</p>	<p>Nov November Evidence of Progress</p> <p> 50%</p> <p>Jan January Evidence of Progress</p> <p> 65%</p> <p>Mar March Evidence of Progress</p> <p>June June Evidence of Progress</p>
<p style="text-align: center;">  No Progress  Accomplished  Continue/Modify  Discontinue </p>	

Goal 1: Killeen ISD will provide relevant, rigorous, and engaging learning opportunities to achieve academic success and graduate future-ready students.

Performance Objective 4: By the end of the 2022-2023 school year, through expert instructional delivery, differentiation and interventions, the average student growth in science in grades 3-5 will meet or exceed the national average on MAP.

Evaluation Data Sources: MAP data
CUA data



Strategy 1 Details	Reviews	
<p>Strategy 1: Fifth grade ELAR teachers of At Risk students will incorporate science-related texts into the fifth grade ELAR lessons.</p> <p>Strategy's Expected Result/Impact: STAAR improvement MAP growth CUA performance improvement</p> <p>Staff Responsible for Monitoring: Principal, APs, CIS</p> <p>Title I: 2.4, 2.5, 2.6</p> <p>- ESF Levers: Lever 4: High-Quality Instructional Materials and Assessments, Lever 5: Effective Instruction</p> <p>- Targeted Support Strategy</p> <p>Problem Statements: Student Learning 4</p>	<p>Nov</p> 	<p>November Evidence of Progress</p>
	<p>Jan</p> 	<p>January Evidence of Progress</p>
	<p>Mar</p>	<p>March Evidence of Progress</p>
	<p>June</p>	<p>June Evidence of Progress</p>
Strategy 2 Details	Reviews	
<p>Strategy 2: Teachers will make it a weekly practice to train students to regularly use science content-related vocabulary in the classroom.</p> <p>Strategy's Expected Result/Impact: STAAR improvement MAP growth CUA performance improvement</p> <p>Staff Responsible for Monitoring: Principal, CIS</p> <p>Title I: 2.4, 2.5, 2.6</p> <p>- TEA Priorities: Connect high school to career and college</p> <p>- ESF Levers: Lever 4: High-Quality Instructional Materials and Assessments, Lever 5: Effective Instruction</p> <p>Problem Statements: Student Learning 5 - School Processes & Programs 3 - Perceptions 2</p>	<p>Nov</p> 	<p>November Evidence of Progress</p>
	<p>Jan</p> 	<p>January Evidence of Progress</p>
	<p>Mar</p>	<p>March Evidence of Progress</p>
	<p>June</p>	<p>June Evidence of Progress</p>



















Strategy 3 Details	Reviews	
<p>Strategy 3: During PLCs, teachers will learn instructional strategies to help students commit science vocabulary to long-term memory.</p> <p>Strategy's Expected Result/Impact: STAAR improvement MAP growth CUA performance improvement</p> <p>Staff Responsible for Monitoring: Principal, CIS</p> <p>Title I: 2.4, 2.5, 2.6 - TEA Priorities: Connect high school to career and college - ESF Levers: Lever 5: Effective Instruction</p> <p>Problem Statements: Student Learning 4 - School Processes & Programs 5</p>	<p>Nov</p>  <p>Jan</p>  <p>Mar</p> <p>June</p>	<p>November Evidence of Progress</p> <p>January Evidence of Progress</p> <p>March Evidence of Progress</p> <p>June Evidence of Progress</p>
Strategy 4 Details	Reviews	
<p>Strategy 4: Teachers will provide twice weekly, hands-on learning experiences in grades K-5. The learning will be shared with parents through a family science night.</p> <p>Strategy's Expected Result/Impact: STAAR improvement MAP growth CUA performance improvement</p> <p>Staff Responsible for Monitoring: Principal CIS</p> <p>Title I: 2.4, 2.5, 2.6 - ESF Levers: Lever 5: Effective Instruction</p> <p>Problem Statements: Perceptions 2, 3</p>	<p>Nov</p>  <p>Jan</p>  <p>Mar</p> <p>June</p>	<p>November Evidence of Progress</p> <p>January Evidence of Progress</p> <p>March Evidence of Progress</p> <p>June Evidence of Progress</p>

Goal 2: Killeen ISD will recruit, retain, and develop highly qualified staff by providing professional growth opportunities and supporting employee wellness and self-care.

Performance Objective 1: By June 2023, 100% of classroom teachers will participate in regularly scheduled PLCs as well as planning days with the goal of increasing the alignment, depth, and rigor of instruction and implementing a more focused use of instructional time and materials.

Evaluation Data Sources: STAAR data
 MAP data
 PLC agendas
 Eduphoria





Strategy 1 Details	Reviews	
<p>Strategy 1: The campus will improve the instructional core by providing ongoing professional development and study in reading and math standards and instructional strategies (to include gradual release of responsibility, the science of teaching reading, and next-generation balanced literacy) through PLCs.</p> <p>Strategy's Expected Result/Impact: STAAR improvement MAP growth CUA performance improvement</p> <p>Staff Responsible for Monitoring: Principal, CIS</p> <p>Title I: 2.4, 2.5, 2.6</p> <p>- TEA Priorities: Recruit, support, retain teachers and principals, Build a foundation of reading and math</p> <p>- ESF Levers: Lever 1: Strong School Leadership and Planning, Lever 3: Positive School Culture, Lever 5: Effective Instruction</p> <p>- Additional Targeted Support Strategy</p> <p>Problem Statements: School Processes & Programs 2, 5</p>	<p>Nov</p> 	<p>November Evidence of Progress</p>
	<p>Jan</p> 	<p>January Evidence of Progress</p>
	<p>Mar</p>	<p>March Evidence of Progress</p>
	<p>June</p>	<p>June Evidence of Progress</p>



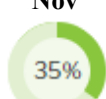
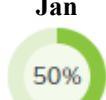
Strategy 2 Details	Reviews												
<p>Strategy 2: The campus will recruit, develop, and retain a highly effective staff who proactively engage students. We will provide professional development on implementing the gradual release of responsibility ensuring mastery of grade-level TEKS in all content areas and having an awareness and support of diverse student populations. Teachers will learn to meet the needs of digital learners.</p> <p>Strategy's Expected Result/Impact: STAAR improvement MAP growth CUA performance improvement</p> <p>Staff Responsible for Monitoring: Principal CIS</p> <p>Title I: 2.4, 2.5, 2.6</p> <p>- TEA Priorities: Recruit, support, retain teachers and principals</p> <p>- ESF Levers: Lever 1: Strong School Leadership and Planning, Lever 2: Strategic Staffing</p> <p>Problem Statements: School Processes & Programs 2, 5</p>	<table border="1"> <tr> <td data-bbox="1253 505 1444 537">Nov</td> <td data-bbox="1444 505 2024 537">November Evidence of Progress</td> </tr> <tr> <td data-bbox="1253 537 1444 651"></td> <td data-bbox="1444 537 2024 651"></td> </tr> <tr> <td data-bbox="1253 651 1444 683">Jan</td> <td data-bbox="1444 651 2024 683">January Evidence of Progress</td> </tr> <tr> <td data-bbox="1253 683 1444 797"></td> <td data-bbox="1444 683 2024 797"></td> </tr> <tr> <td data-bbox="1253 797 1444 829">Mar</td> <td data-bbox="1444 797 2024 829">March Evidence of Progress</td> </tr> <tr> <td data-bbox="1253 829 1444 862">June</td> <td data-bbox="1444 829 2024 862">June Evidence of Progress</td> </tr> </table>	Nov	November Evidence of Progress			Jan	January Evidence of Progress			Mar	March Evidence of Progress	June	June Evidence of Progress
Nov	November Evidence of Progress												
													
Jan	January Evidence of Progress												
													
Mar	March Evidence of Progress												
June	June Evidence of Progress												
<table border="0"> <tr> <td data-bbox="470 971 663 1013"> No Progress</td> <td data-bbox="768 971 982 1013"> Accomplished</td> <td data-bbox="1083 971 1331 1013"> Continue/Modify</td> <td data-bbox="1440 971 1625 1013"> Discontinue</td> </tr> </table>		 No Progress	 Accomplished	 Continue/Modify	 Discontinue								
 No Progress	 Accomplished	 Continue/Modify	 Discontinue										











Goal 3: Killeen ISD will engage in transparent, timely communication with all stakeholders to build positive, supportive relationships with the community.

Performance Objective 1: By June 2022, at least 80% of the total parent population will participate in school activities.

Evaluation Data Sources: Teacher survey, monthly parent volunteer logs, sign in sheets, calendar of dates for events

Strategy 1 Details	Reviews	
<p>Strategy 1: The campus will host parent orientation, Title I information meetings and curriculum nights to provide specific grade level information/expectations</p> <p>Strategy's Expected Result/Impact: 80% of parents will participate</p> <p>Staff Responsible for Monitoring: Classroom teachers</p> <p>Title I: 4.1, 4.2</p> <p>- ESF Levers: Lever 3: Positive School Culture</p> <p>Problem Statements: Perceptions 3, 4</p>	<p>Nov</p> 	<p>November Evidence of Progress</p>
	<p>Jan</p> 	<p>January Evidence of Progress</p>
	<p>Mar</p>	<p>March Evidence of Progress</p>
	<p>June</p>	<p>June Evidence of Progress</p>
Strategy 2 Details	Reviews	
<p>Strategy 2: The campus will provide volunteer training and Home Access training to parents.</p> <p>Strategy's Expected Result/Impact: Number of volunteer hours will increase</p> <p>Staff Responsible for Monitoring: Secretary, CIT</p> <p>Title I: 4.2</p> <p>- ESF Levers: Lever 3: Positive School Culture</p> <p>Problem Statements: Perceptions 4</p>	<p>Nov</p> 	<p>November Evidence of Progress</p>
	<p>Jan</p> 	<p>January Evidence of Progress</p>
	<p>Mar</p>	<p>March Evidence of Progress</p>
	<p>June</p>	<p>June Evidence of Progress</p>



















Strategy 3 Details	Reviews	
<p>Strategy 3: The campus will keep campus website and social media up to date.</p> <p>Strategy's Expected Result/Impact: Website reflects accurate information. Visits to website increase.</p> <p>Staff Responsible for Monitoring: CIT</p> <p>Title I: 4.2</p> <p>- ESF Levers: Lever 3: Positive School Culture</p>	<p>Nov</p> 	<p>November Evidence of Progress</p>
	<p>Jan</p> 	<p>January Evidence of Progress</p>
	<p>Mar</p>	<p>March Evidence of Progress</p>
	<p>June</p>	<p>June Evidence of Progress</p>
Strategy 4 Details	Reviews	
<p>Strategy 4: The campus will host 3 ELL workshops during the year for parents of ELL students. Parents will learn about available resources and methods they can use at home to help their children.</p> <p>Strategy's Expected Result/Impact: STAAR improvement MAP growth CUA performance improvement TELPAS growth</p> <p>Staff Responsible for Monitoring: Principal ELL teacher CIS</p> <p>Title I: 2.4, 2.5, 2.6, 4.2</p> <p>- ESF Levers: Lever 3: Positive School Culture, Lever 5: Effective Instruction</p> <p>Problem Statements: Student Learning 3 - Perceptions 2</p>	<p>Nov</p> 	<p>November Evidence of Progress</p>
	<p>Jan</p> 	<p>January Evidence of Progress</p>
	<p>Mar</p>	<p>March Evidence of Progress</p>
	<p>June</p>	<p>June Evidence of Progress</p>

Strategy 5 Details	Reviews								
<p>Strategy 5: The campus will continue the development of its Equity Leadership team made up of teachers and administrators to review processes and procedures on campus to determine how we can better meet the needs of all students, including ELL students in the development of the English language.</p> <p>Strategy's Expected Result/Impact: Parent survey will reflect improved equity for all stakeholders and students</p> <p>Staff Responsible for Monitoring: Principal CIS ELL teacher</p> <p>Title I: 2.6, 4.2 - ESF Levers: Lever 2: Strategic Staffing, Lever 3: Positive School Culture</p> <p>Problem Statements: Perceptions 2, 3, 4</p>	<table border="1"> <tr> <td data-bbox="1262 440 1381 581"> Nov  </td> <td data-bbox="1381 440 2030 581"> November Evidence of Progress </td> </tr> <tr> <td data-bbox="1262 581 1381 722"> Jan  </td> <td data-bbox="1381 581 2030 722"> January Evidence of Progress </td> </tr> <tr> <td data-bbox="1262 722 1381 797"> Mar </td> <td data-bbox="1381 722 2030 797"> March Evidence of Progress </td> </tr> <tr> <td data-bbox="1262 797 1381 898"> June </td> <td data-bbox="1381 797 2030 898"> June Evidence of Progress </td> </tr> </table>	Nov 	November Evidence of Progress	Jan 	January Evidence of Progress	Mar	March Evidence of Progress	June	June Evidence of Progress
Nov 	November Evidence of Progress								
Jan 	January Evidence of Progress								
Mar	March Evidence of Progress								
June	June Evidence of Progress								
<div style="display: flex; justify-content: space-around; align-items: center;"> <div data-bbox="468 906 661 950">  No Progress </div> <div data-bbox="766 906 980 950">  Accomplished </div> <div data-bbox="1081 906 1333 950">  Continue/Modify </div> <div data-bbox="1438 906 1627 950">  Discontinue </div> </div>									

Goal 4: Killeen ISD will meet the social emotional needs of all students by fostering resilient relationships and providing a safe and healthy learning environment.

Performance Objective 1: Skipcha will perform monthly safety drills in compliance with district expectations.





Evaluation Data Sources: Documentation of safety drills





Strategy 1 Details	Reviews								
<p>Strategy 1: Campus will participate in monthly/quarterly safety drills as required by the district.</p> <p>Strategy's Expected Result/Impact: Students will be prepared and campus will meet district expectations</p> <p>Staff Responsible for Monitoring: Principal, Assistant Principal</p> <p>Title I: 2.5</p> <p>- ESF Levers: Lever 1: Strong School Leadership and Planning</p>	<table border="1"> <tr> <td data-bbox="1253 623 1457 764"> <p>Nov</p>  </td> <td data-bbox="1457 623 2022 764"> <p>November Evidence of Progress</p> </td> </tr> <tr> <td data-bbox="1253 764 1457 922"> <p>Jan</p>  </td> <td data-bbox="1457 764 2022 922"> <p>January Evidence of Progress</p> </td> </tr> <tr> <td data-bbox="1253 922 1457 992"> <p>Mar</p> </td> <td data-bbox="1457 922 2022 992"> <p>March Evidence of Progress</p> </td> </tr> <tr> <td data-bbox="1253 992 1457 1079"> <p>June</p> </td> <td data-bbox="1457 992 2022 1079"> <p>June Evidence of Progress</p> </td> </tr> </table>	<p>Nov</p> 	<p>November Evidence of Progress</p>	<p>Jan</p> 	<p>January Evidence of Progress</p>	<p>Mar</p>	<p>March Evidence of Progress</p>	<p>June</p>	<p>June Evidence of Progress</p>
<p>Nov</p> 	<p>November Evidence of Progress</p>								
<p>Jan</p> 	<p>January Evidence of Progress</p>								
<p>Mar</p>	<p>March Evidence of Progress</p>								
<p>June</p>	<p>June Evidence of Progress</p>								
<table border="0"> <tr> <td data-bbox="470 1089 663 1133">  No Progress </td> <td data-bbox="768 1089 982 1133">  Accomplished </td> <td data-bbox="1083 1089 1331 1133">  Continue/Modify </td> <td data-bbox="1436 1089 1629 1133">  Discontinue </td> </tr> </table>		 No Progress	 Accomplished	 Continue/Modify	 Discontinue				
 No Progress	 Accomplished	 Continue/Modify	 Discontinue						





Goal 4: Killeen ISD will meet the social emotional needs of all students by fostering resilient relationships and providing a safe and healthy learning environment.





Performance Objective 2: Students and staff social-emotional health, especially related to trauma, will focus on restorative practices and trauma resulting from the COVID-19 school closure will be addressed.











Evaluation Data Sources: Office referrals
Participation in family events

Strategy 1 Details	Reviews	
<p>Strategy 1: The campus will host celebration assemblies (Academics, Super Star lunch). Strategy's Expected Result/Impact: Number of office referrals with decrease Staff Responsible for Monitoring: Counselors, CIT</p> <p>Title I: 2.6 - ESF Levers: Lever 3: Positive School Culture Problem Statements: Perceptions 3</p>	<p>Nov</p> 	<p>November Evidence of Progress</p>
	<p>Jan</p> 	<p>January Evidence of Progress</p>
	<p>Mar</p>	<p>March Evidence of Progress</p>
	<p>June</p>	<p>June Evidence of Progress</p>
Strategy 2 Details	Reviews	
<p>Strategy 2: Counselors will provide whole class, small group and/or individualized guidance lessons regarding building character, preventing bullying, trauma, COVID-19 related trauma and promoting safe student interactions Strategy's Expected Result/Impact: Number of office referrals will decrease Staff Responsible for Monitoring: Counselors</p> <p>Title I: 2.5, 2.6 - ESF Levers: Lever 1: Strong School Leadership and Planning, Lever 2: Strategic Staffing, Lever 3: Positive School Culture Problem Statements: Perceptions 3</p>	<p>Nov</p> 	<p>November Evidence of Progress</p>
	<p>Jan</p> 	<p>January Evidence of Progress</p>
	<p>Mar</p>	<p>March Evidence of Progress</p>
	<p>June</p>	<p>June Evidence of Progress</p>

Strategy 3 Details	Reviews	
<p>Strategy 3: The counselors will provide social skills lunch groups for students</p> <p>Strategy's Expected Result/Impact: Student and teacher surveys will reflect improved student/teacher experiences</p> <p>Staff Responsible for Monitoring: Counselors</p> <p>Title I: 2.5</p> <p>- TEA Priorities: Recruit, support, retain teachers and principals</p> <p>- ESF Levers: Lever 1: Strong School Leadership and Planning, Lever 3: Positive School Culture</p> <p>Problem Statements: Perceptions 3</p>	<p>Nov</p> 	<p>November Evidence of Progress</p>
	<p>Jan</p> 	<p>January Evidence of Progress</p>
	<p>Mar</p>	<p>March Evidence of Progress</p>
	<p>June</p>	<p>June Evidence of Progress</p>
Strategy 4 Details	Reviews	
<p>Strategy 4: The campus will promote and support the self-referral process for students to anonymously report acts of bullying</p> <p>Strategy's Expected Result/Impact: Student and teacher surveys will reflect improved student/teacher experiences</p> <p>Staff Responsible for Monitoring: Counselors, APs</p> <p>Title I: 2.5</p> <p>- ESF Levers: Lever 1: Strong School Leadership and Planning, Lever 2: Strategic Staffing, Lever 3: Positive School Culture</p> <p>Problem Statements: Perceptions 3</p>	<p>Nov</p> 	<p>November Evidence of Progress</p>
	<p>Jan</p> 	<p>January Evidence of Progress</p>
	<p>Mar</p>	<p>March Evidence of Progress</p>
	<p>June</p>	<p>June Evidence of Progress</p>

Strategy 5 Details	Reviews	
<p>Strategy 5: To ensure student safety, all teachers and staff will receive training on Restorative Practices and trauma-informed practices throughout the year and are expected to provide evidence of the practice in the classroom.</p> <p>Strategy's Expected Result/Impact: Reduced Office referrals</p> <p>Staff Responsible for Monitoring: Principal, Counselors</p> <p>Title I: 2.5</p> <p>- ESF Levers: Lever 1: Strong School Leadership and Planning, Lever 3: Positive School Culture</p> <p>Problem Statements: Perceptions 3</p>	<p>Nov</p> 	<p>November Evidence of Progress</p>
	<p>Jan</p> 	<p>January Evidence of Progress</p>
	<p>Mar</p>	<p>March Evidence of Progress</p>
	<p>June</p>	<p>June Evidence of Progress</p>
Strategy 6 Details	Reviews	
<p>Strategy 6: The campus will implement and monitor individualized student behavior plans</p> <p>Strategy's Expected Result/Impact: Number of office referrals will decrease</p> <p>Staff Responsible for Monitoring: Counselors</p> <p>Title I: 2.5</p> <p>- ESF Levers: Lever 1: Strong School Leadership and Planning, Lever 2: Strategic Staffing, Lever 3: Positive School Culture</p> <p>Problem Statements: Perceptions 3</p>	<p>Nov</p> 	<p>November Evidence of Progress</p>
	<p>Jan</p> 	<p>January Evidence of Progress</p>
	<p>Mar</p>	<p>March Evidence of Progress</p>
	<p>June</p>	<p>June Evidence of Progress</p>




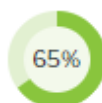
Strategy 7 Details	Reviews	
<p>Strategy 7: Counselors will provide whole class, small group and/or individualized guidance lessons</p> <p>Strategy's Expected Result/Impact: Number of office referrals will decrease</p> <p>Staff Responsible for Monitoring: Counselors</p> <p>Title I: 2.5</p> <p>- ESF Levers: Lever 3: Positive School Culture</p> <p>Problem Statements: Perceptions 3</p>	<p>Nov</p> 	<p>November Evidence of Progress</p>
	<p>Jan</p> 	<p>January Evidence of Progress</p>
	<p>Mar</p>	<p>March Evidence of Progress</p>
	<p>June</p>	<p>June Evidence of Progress</p>
Strategy 8 Details	Reviews	
<p>Strategy 8: Students will be regularly recognized for excellent behavior, positive character traits, and academic success.</p> <p>Strategy's Expected Result/Impact: Number of office referrals will decrease</p> <p>Staff Responsible for Monitoring: Principal Counselors</p> <p>Title I: 2.5</p> <p>- ESF Levers: Lever 3: Positive School Culture</p> <p>Problem Statements: Perceptions 3</p>	<p>Nov</p> 	<p>November Evidence of Progress</p>
	<p>Jan</p> 	<p>January Evidence of Progress</p>
	<p>Mar</p>	<p>March Evidence of Progress</p>
	<p>June</p>	<p>June Evidence of Progress</p>





Strategy 9 Details	Reviews								
<p>Strategy 9: Students will be taught calm-down techniques and self control strategies in counselor led guidance lessons. Teachers will support and encourage the use of these strategies across all campus settings.</p> <p>Strategy's Expected Result/Impact: Number of office referrals will decrease</p> <p>Staff Responsible for Monitoring: Principal Counselors</p> <p>Title I: 2.5</p> <p>- ESF Levers: Lever 3: Positive School Culture</p> <p>Problem Statements: Perceptions 3</p>	<table border="1"> <tr> <td data-bbox="1262 380 1465 532"> <p>Nov</p>  <p>50%</p> </td> <td data-bbox="1465 380 2030 532"> <p>November Evidence of Progress</p> </td> </tr> <tr> <td data-bbox="1262 532 1465 685"> <p>Jan</p>  <p>65%</p> </td> <td data-bbox="1465 532 2030 685"> <p>January Evidence of Progress</p> </td> </tr> <tr> <td data-bbox="1262 685 1465 745"> <p>Mar</p> </td> <td data-bbox="1465 685 2030 745"> <p>March Evidence of Progress</p> </td> </tr> <tr> <td data-bbox="1262 745 1465 834"> <p>June</p> </td> <td data-bbox="1465 745 2030 834"> <p>June Evidence of Progress</p> </td> </tr> </table>	<p>Nov</p>  <p>50%</p>	<p>November Evidence of Progress</p>	<p>Jan</p>  <p>65%</p>	<p>January Evidence of Progress</p>	<p>Mar</p>	<p>March Evidence of Progress</p>	<p>June</p>	<p>June Evidence of Progress</p>
<p>Nov</p>  <p>50%</p>	<p>November Evidence of Progress</p>								
<p>Jan</p>  <p>65%</p>	<p>January Evidence of Progress</p>								
<p>Mar</p>	<p>March Evidence of Progress</p>								
<p>June</p>	<p>June Evidence of Progress</p>								
<p>  No Progress  Accomplished  Continue/Modify  Discontinue </p>									



















Goal 5: Killeen ISD will efficiently manage and allocate district resources to maximize student learning opportunities.

Performance Objective 1: By June 2023, Skipcha will effectively manage resources and operations 100% of the time so that student and staff learning are maximized.

Evaluation Data Sources: Financial Audit reflects minimal errors
Student ability to use technology improves

Strategy 1 Details	Reviews	
<p>Strategy 1: Through monthly scheduled SBDM meetings, the campus will provide a transparent view of campus goals and funding issues by being stakeholders in creating and monitoring campus goals and the allocation of campus funds. This includes monitoring discipline referrals and adjusting the CIP as needed.</p> <p>Strategy's Expected Result/Impact: SBDM agendas and minutes</p> <p>Staff Responsible for Monitoring: Principal</p> <p>Title I: 2.5</p> <p>- ESF Levers: Lever 3: Positive School Culture, Lever 4: High-Quality Instructional Materials and Assessments, Lever 5: Effective Instruction</p>	<p>Nov</p> 	<p>November Evidence of Progress</p>
	<p>Jan</p> 	<p>January Evidence of Progress</p>
	<p>Mar</p>	<p>March Evidence of Progress</p>
	<p>June</p>	<p>June Evidence of Progress</p>
Strategy 2 Details	Reviews	
<p>Strategy 2: The campus will develop and follow a checks and balances process to ensure efficient and accurate accountability of campus activity fund procedures.</p> <p>Strategy's Expected Result/Impact: Audit</p> <p>Staff Responsible for Monitoring: Principal, Financial Secretary</p> <p>Problem Statements: School Processes & Programs 4</p>	<p>Nov</p> 	<p>November Evidence of Progress</p>
	<p>Jan</p> 	<p>January Evidence of Progress</p>
	<p>Mar</p>	<p>March Evidence of Progress</p>
	<p>June</p>	<p>June Evidence of Progress</p>

Strategy 3 Details	Reviews	
<p>Strategy 3: SBDM evaluates the effectiveness of the campus decision-making policies, procedures, and staff development activities to ensure that they are effectively structured to positively impact student achievement.</p> <p>Strategy's Expected Result/Impact: All decision-making policies, procedures and staff development activities will be found to effectively and positively impact student achievement.</p> <p>Staff Responsible for Monitoring: SBDM</p>	<p>Nov</p> 	<p>November Evidence of Progress</p>
	<p>Jan</p> 	<p>January Evidence of Progress</p>
	<p>Mar</p>	<p>March Evidence of Progress</p>
	<p>June</p>	<p>June Evidence of Progress</p>
Strategy 4 Details	Reviews	
<p>Strategy 4: Students will participate in online keyboarding skills training to develop automaticity, thus allowing students to focus on communicating their thoughts instead of finding letters on a keyboard.</p> <p>Strategy's Expected Result/Impact: Lack of keyboard skills will not interfere with student success when online testing.</p> <p>Staff Responsible for Monitoring: CTSS CIS Principal</p> <p>Title I: 2.4, 2.5</p> <p>- TEA Priorities: Build a foundation of reading and math</p> <p>- ESF Levers: Lever 5: Effective Instruction</p> <p>Problem Statements: School Processes & Programs 6</p>	<p>Nov</p> 	<p>November Evidence of Progress</p>
	<p>Jan</p> 	<p>January Evidence of Progress</p>
	<p>Mar</p>	<p>March Evidence of Progress</p>
	<p>June</p>	<p>June Evidence of Progress</p>

Strategy 5 Details	Reviews								
<p>Strategy 5: An After School Learning Academy will be established to provide tutoring and instructional support to struggling students and to those experiencing learning gaps as result of the COVID-19 pandemic.</p> <p>Strategy's Expected Result/Impact: Increased student achievement. Reduction in learning gaps.</p> <p>Staff Responsible for Monitoring: Admin; CIS</p> <p>Title I: 2.4, 2.5</p> <p>- TEA Priorities: Build a foundation of reading and math</p> <p>- ESF Levers: Lever 4: High-Quality Instructional Materials and Assessments, Lever 5: Effective Instruction</p> <p>Problem Statements: Student Learning 6</p>	<table border="1"> <tr> <td data-bbox="1253 402 1457 548"> <p>Nov</p>  <p>30%</p> </td> <td data-bbox="1457 402 2030 548"> <p>November Evidence of Progress</p> </td> </tr> <tr> <td data-bbox="1253 548 1457 695"> <p>Jan</p>  <p>50%</p> </td> <td data-bbox="1457 548 2030 695"> <p>January Evidence of Progress</p> </td> </tr> <tr> <td data-bbox="1253 695 1457 768"> <p>Mar</p> </td> <td data-bbox="1457 695 2030 768"> <p>March Evidence of Progress</p> </td> </tr> <tr> <td data-bbox="1253 768 1457 857"> <p>June</p> </td> <td data-bbox="1457 768 2030 857"> <p>June Evidence of Progress</p> </td> </tr> </table>	<p>Nov</p>  <p>30%</p>	<p>November Evidence of Progress</p>	<p>Jan</p>  <p>50%</p>	<p>January Evidence of Progress</p>	<p>Mar</p>	<p>March Evidence of Progress</p>	<p>June</p>	<p>June Evidence of Progress</p>
<p>Nov</p>  <p>30%</p>	<p>November Evidence of Progress</p>								
<p>Jan</p>  <p>50%</p>	<p>January Evidence of Progress</p>								
<p>Mar</p>	<p>March Evidence of Progress</p>								
<p>June</p>	<p>June Evidence of Progress</p>								
<table border="0"> <tr> <td data-bbox="470 867 663 911">  No Progress </td> <td data-bbox="768 867 982 911">  Accomplished </td> <td data-bbox="1083 867 1331 911">  Continue/Modify </td> <td data-bbox="1436 867 1629 911">  Discontinue </td> </tr> </table>		 No Progress	 Accomplished	 Continue/Modify	 Discontinue				
 No Progress	 Accomplished	 Continue/Modify	 Discontinue						