
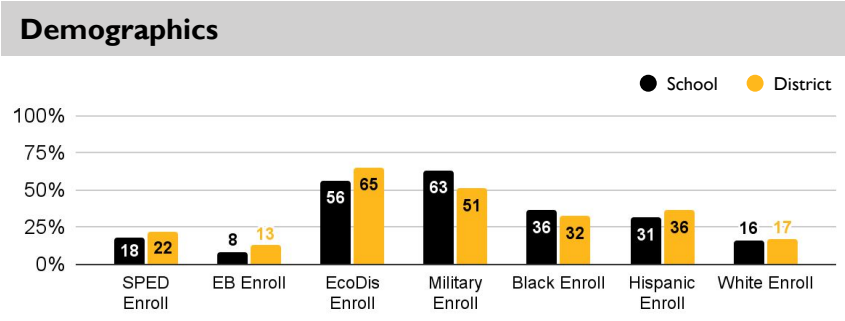


School Overview

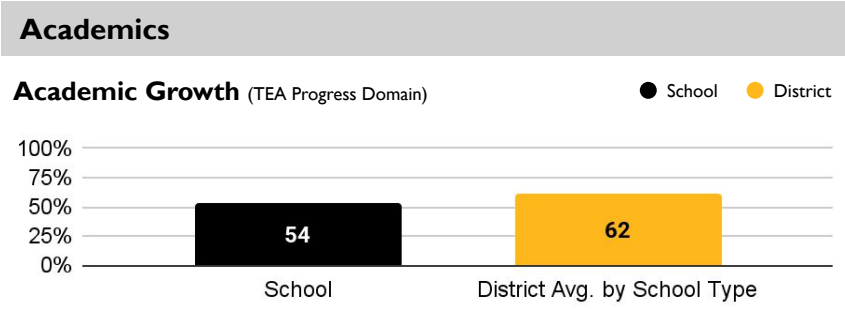
Location	700 Rebecca Lynn Lane
Campus Type	Elementary School
TEA Accountability Rating	D
High School Feeder(s)	100% Chaparral
Year Built Major Upgrades	2017 N/A





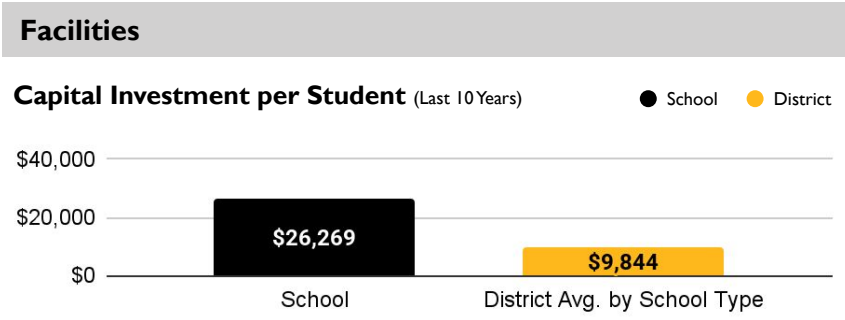
Enrollment

Total Enrollment	893
5-Year Trend	-9.4%



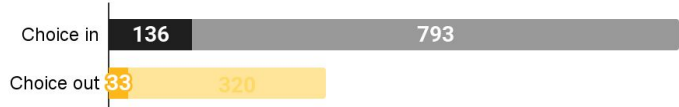
Staffing

Principal Experience	7 years
Average Teacher Experience	8.4 years
Percent Certified Teachers	78%



Age of HVAC	8 years
Age of Roof	8 years
Age of Original Building	8 years

Choice and Student Engagement



Choice in	136	793
Choice out	33	320

● Attending from Out of Zone in 2023-24 ● Attending Zoned School in 2023-24 ● Estimated Transfer Out (Charter/Private) in 2023-24 ● Transfer Out Within Killeen in 2023-24

Discipline Data

	School	Rank by School Type
Number of ISS Placements	305	18 of 31
Number of DAEP Placements	0	1 of 31

School Resources

Extracurricular Offerings

Communities in School Program



Number of Admin	4
-----------------	---

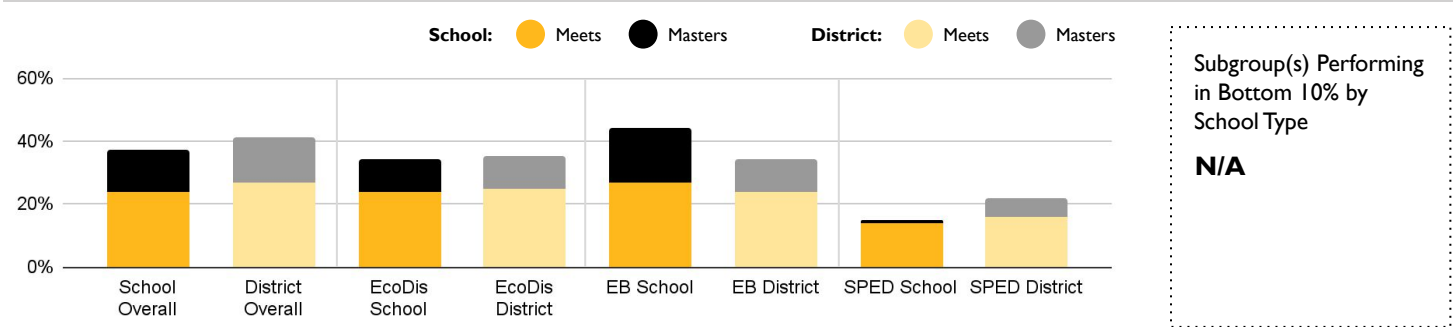
Alice W. Douse Elementary School



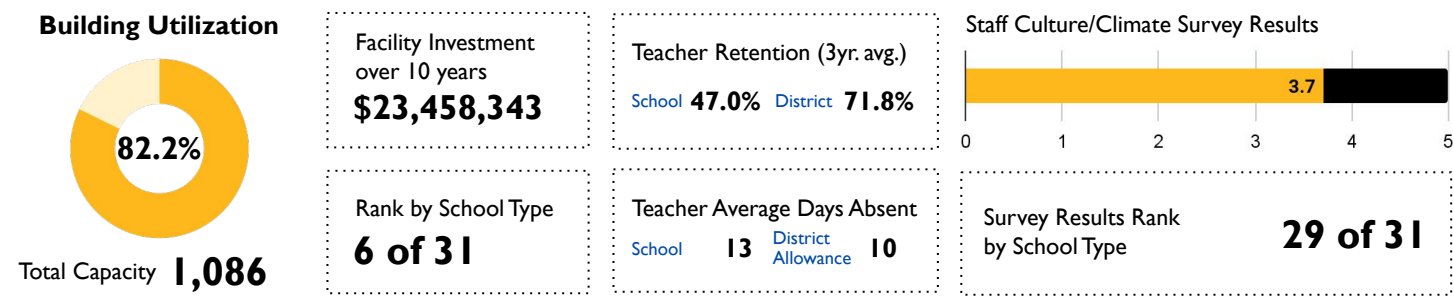
Priority Criteria

Academic Outcomes	<input type="radio"/>	Meets+ percentage not on track to meet Board goal
High Quality School Facilities	<input checked="" type="radio"/>	
Strong Leadership and Staffing	<input type="radio"/>	Does not meet benchmark for staff retention, staff culture metric, and staff absence rate
Family and Student Engagement	<input type="radio"/>	Student attendance is below average by school type
Resources for Student Readiness	<input type="radio"/>	Total staff-to-enrollment ratio is outside of acceptable range

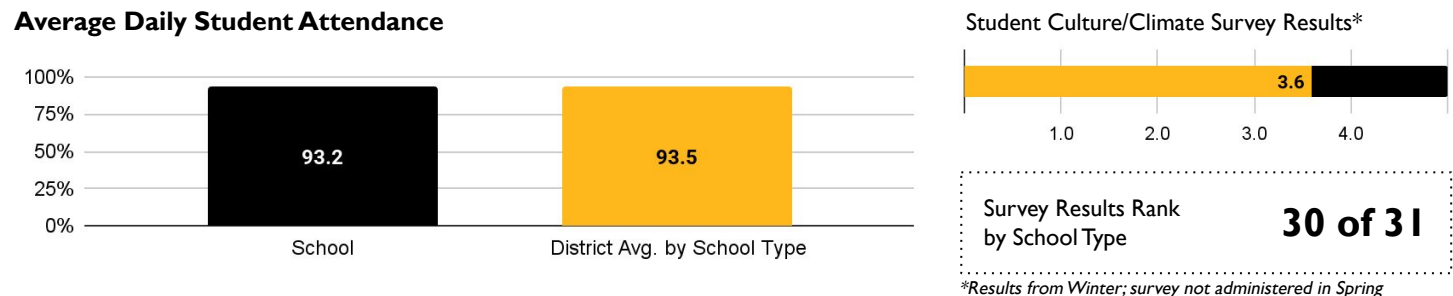
Academic Outcomes



High Quality School Facilities Strong Leadership & Staffing



Family and Student Engagement



Resources for Student Readiness

