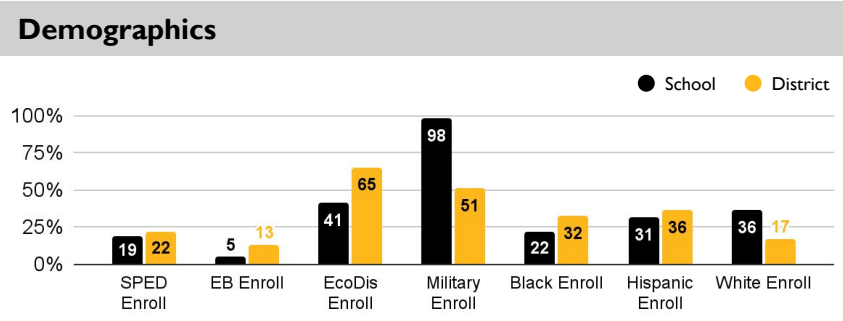



Meadows Elementary School

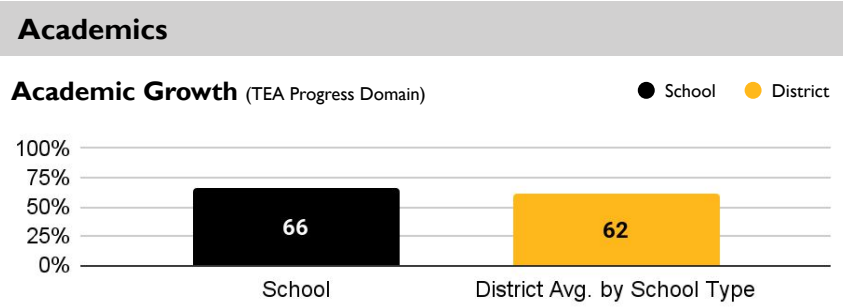


| School Overview | |
|-----------------------------|----------------------------|
| Location | 423 27th Street |
| Campus Type | Elementary School |
| TEA Accountability Rating | A |
| High School Feeder(s) | 53% Killeen, 47% Shoemaker |
| Year Built Major Upgrades | 2007 N/A |



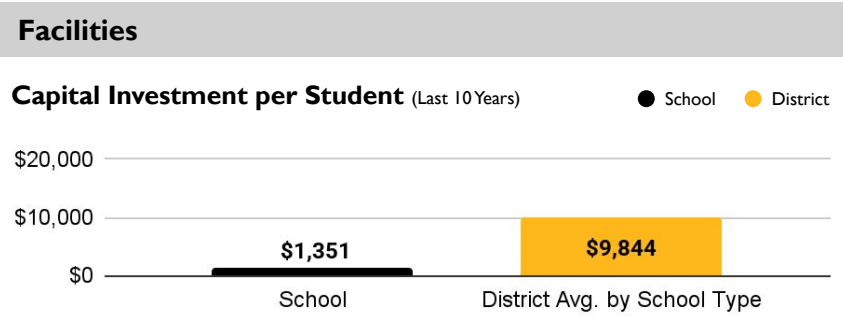
Enrollment

| | |
|------------------|-------|
| Total Enrollment | 912 |
| 5-Year Trend | 21.3% |




Staffing

| | |
|----------------------------|------------|
| Principal Experience | 4 years |
| Average Teacher Experience | 10.7 years |
| Percent Certified Teachers | 90% |



| | |
|--------------------------|----------|
| Age of HVAC | 18 years |
| Age of Roof | 18 years |
| Age of Original Building | 18 years |

Choice and Student Engagement



| Category | Count |
|------------|-------|
| Choice in | 246 |
| Choice out | 69 |

● Attending from Out of Zone in 2023-24 ● Attending Zoned School in 2023-24 ● Estimated Transfer Out (Charter/Private) in 2023-24 ● Transfer Out Within Killeen in 2023-24

Discipline Data

| | School | Rank by School Type |
|---------------------------|--------|---------------------|
| Number of ISS Placements | 193 | 8 of 31 |
| Number of DAEP Placements | 2 | 12 of 31 |

School Resources

Extracurricular Offerings

Purple Star Designation, CKH Rising Star Campus, Running Club



| | |
|-----------------|---|
| Number of Admin | 3 |
|-----------------|---|

Meadows Elementary School

Priority Criteria

Academic Outcomes

High Quality School Facilities



Facility investment in bottom 25% by school type

Strong Leadership and Staffing



3-year teacher retention rate is below district average; staff absence rate does not meet benchmark

Family and Student Engagement

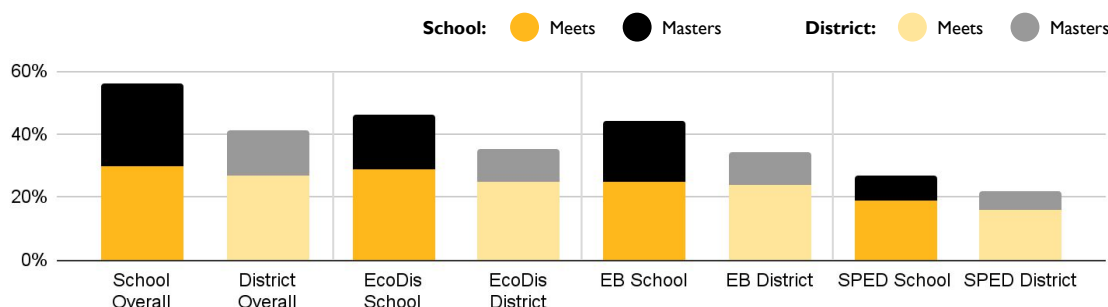


Resources for Student Readiness



Total staff-to-enrollment ratio is outside of acceptable range

Academic Outcomes

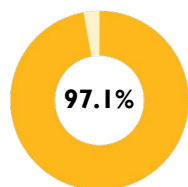


Subgroup(s) Performing in Bottom 10% by School Type

N/A

High Quality School Facilities

Building Utilization



Total Capacity **939**

Facility Investment over 10 years
\$1,232,002

Rank by School Type
25 of 31

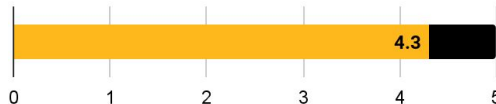
Teacher Retention (3yr. avg.)

School **68.9%** District **71.8%**

Teacher Average Days Absent

School **12** District Allowance **10**

Staff Culture/Climate Survey Results



Survey Results Rank by School Type

16 of 31

Family and Student Engagement

Average Daily Student Attendance



Student Culture/Climate Survey Results

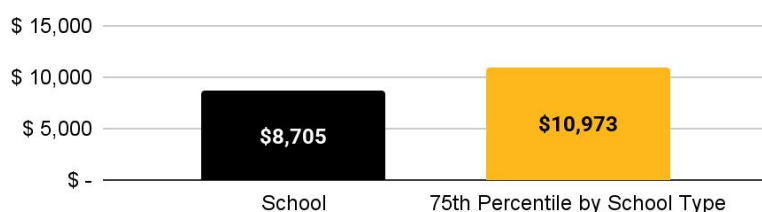


Survey Results Rank by School Type

1 of 31

Resources for Student Readiness

Operating Cost per Student



Personnel Resources

Total Staff to Enrollment (School) **15.1 to 1**

Total Staff to Enrollment (District) **13.9 to 1**

Staff to Enrollment Rating **Exceeds Acceptable Range**