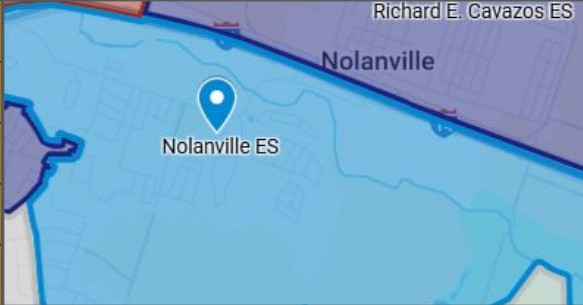
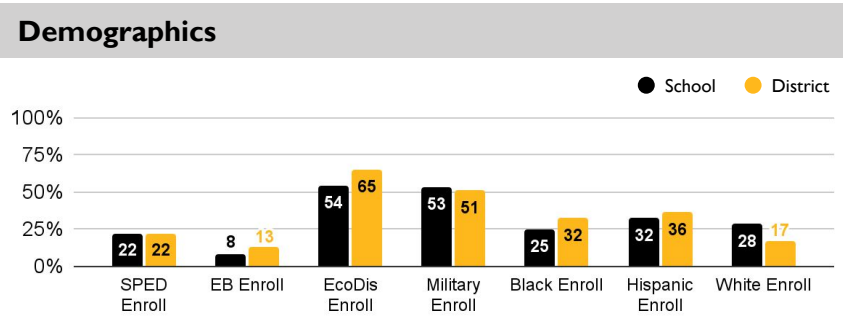


School Overview

Location	901 Old Nolanville Road
Campus Type	Elementary School
TEA Accountability Rating	B
High School Feeder(s)	100% Harker Heights
Year Built Major Upgrades	1985 1998 (Addition)

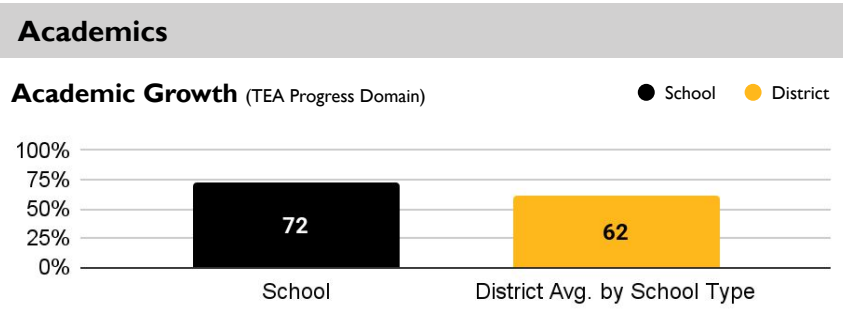




Enrollment

Total Enrollment619

5-Year Trend7.8%

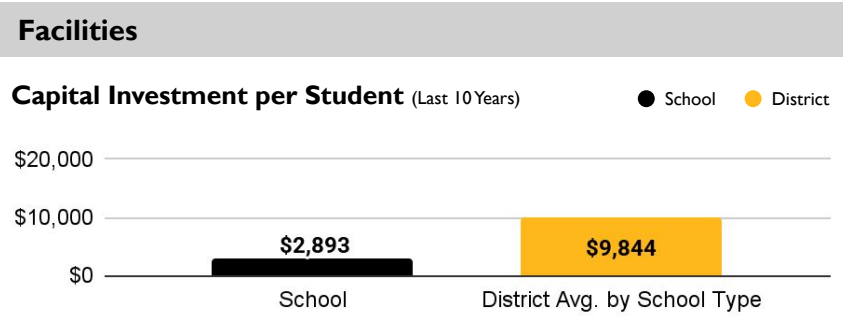


Staffing

Principal Experience9 years

Average Teacher Experience8.4 years

Percent Certified Teachers98%



Age of HVAC22 years

Age of Roof21 years

Age of Original Building40 years

Choice and Student Engagement

Choice in102538

Choice out9121

● Attending from Out of Zone in 2023-24

● Attending Zoned School in 2023-24

● Estimated Transfer Out (Charter/Private) in 2023-24

● Transfer Out Within Killeen in 2023-24

Discipline Data

SchoolRank by School Type

Number of ISS Placements27326 of 31

Number of DAEP Placements19 of 31

School Resources

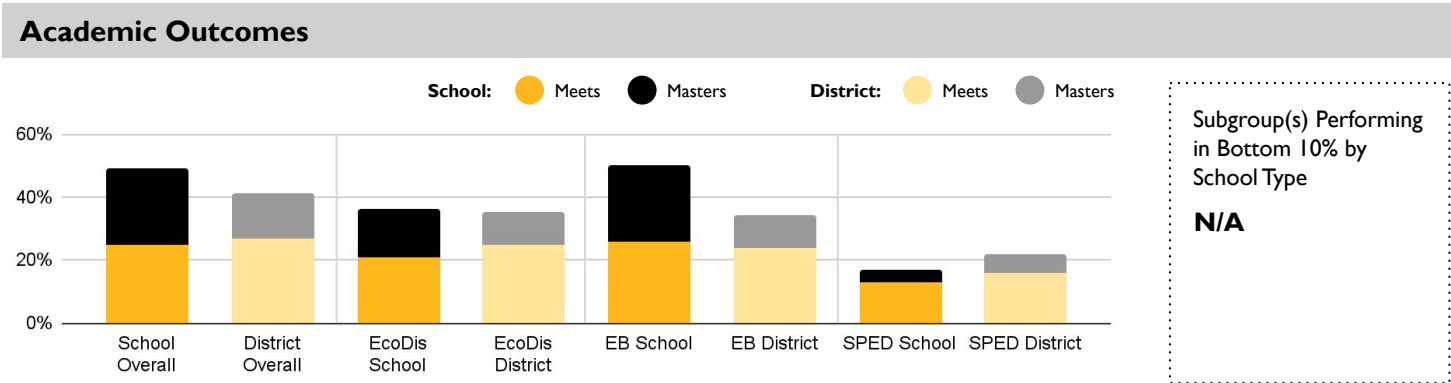
Extracurricular Offerings

Purple Star Designation, Archery Program, Running Club



Number of Admin3

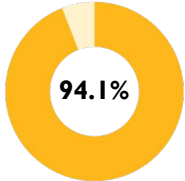
Priority Criteria		
Academic Outcomes	●	
High Quality School Facilities	●	
Strong Leadership and Staffing	○	3-year teacher retention rate is below district average; staff absence rate does not meet benchmark
Family and Student Engagement	●	
Resources for Student Readiness	●	



High Quality School Facilities

Strong Leadership & Staffing

Building Utilization



Total Capacity **658**

Facility Investment over 10 years

\$1,791,050

Teacher Retention (3yr. avg.)

School 71.4% District 71.8%


Rank by School Type

16 of 31

Teacher Average Days Absent

School 11 District Allowance 10

Staff Culture/Climate Survey Results




0 1 2 3 4 5

Survey Results Rank by School Type

20 of 31


Family and Student Engagement

Average Daily Student Attendance



Category	Attendance (%)
School	94.4
District Avg. by School Type	93.5

Student Culture/Climate Survey Results




0 1 2 3 4 5

Survey Results Rank by School Type

1 of 31

Resources for Student Readiness

Operating Cost per Student



Category	Cost (\$)
School	\$9,566
75th Percentile by School Type	\$10,973

Personnel Resources

Total Staff to Enrollment (School)

14.6 to 1

Total Staff to Enrollment (District)

13.9 to 1

Staff to Enrollment Rating

Within Acceptable Range

82