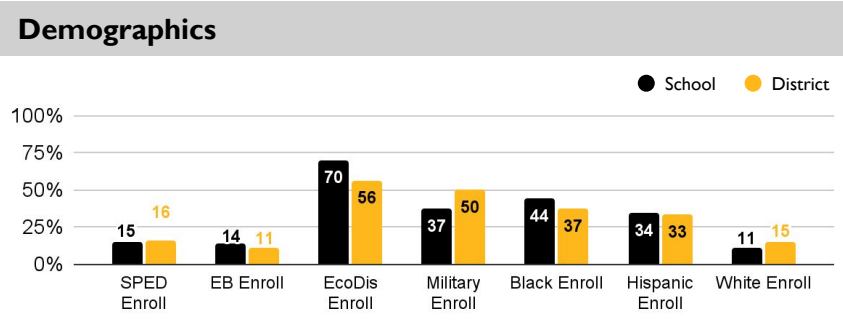



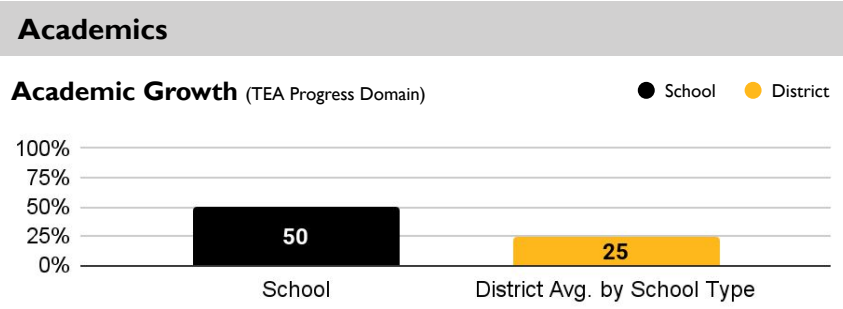
Pathways Academic Campus

School Overview	
Location	1322 Stagecoach Road
Campus Type	Specialty
TEA Accountability Rating	B
High School Feeder(s)	N/A
Year Built Major Upgrades	2011 N/A



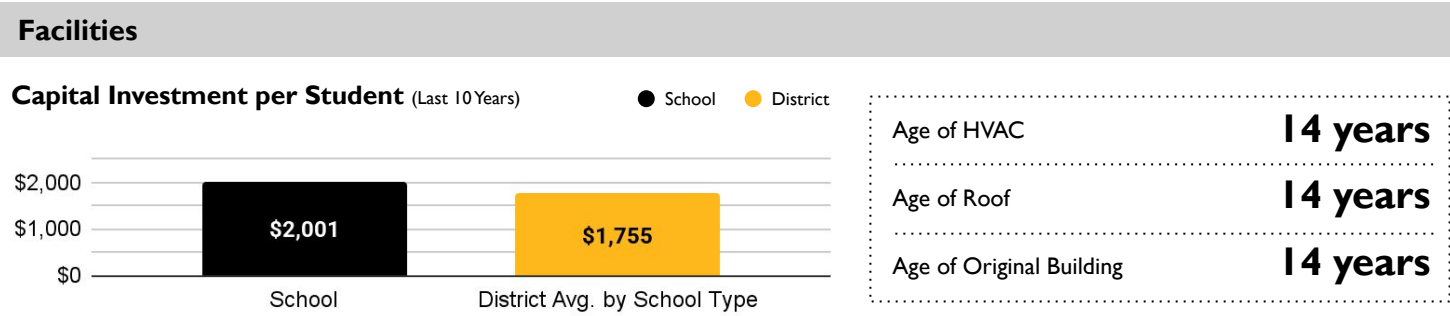
Enrollment

Total Enrollment	282
5-Year Trend	-29%



Staffing

Principal Experience	N/A years
Average Teacher Experience	13.6 years
Percent Certified Teachers	96%



Choice and Student Engagement

Choice in

Choice out

● Attending from Out of Zone in 2023-24

● Attending Zoned School in 2023-24

● Estimated Transfer Out (Charter/Private) in 2023-24

● Transfer Out Within Killeen in 2023-24

Discipline Data

	School	Rank by School Type
Number of ISS Placements	7	1 of 7
Number of DAEP Placements	24	1 of 7

School Resources

Extracurricular Offerings

Communities in School Program, Purple Star Designation, CKH Rising Star campus, Athletics Programming, Fine Arts Programming, AVID, High School Volunteer Campus of the Year



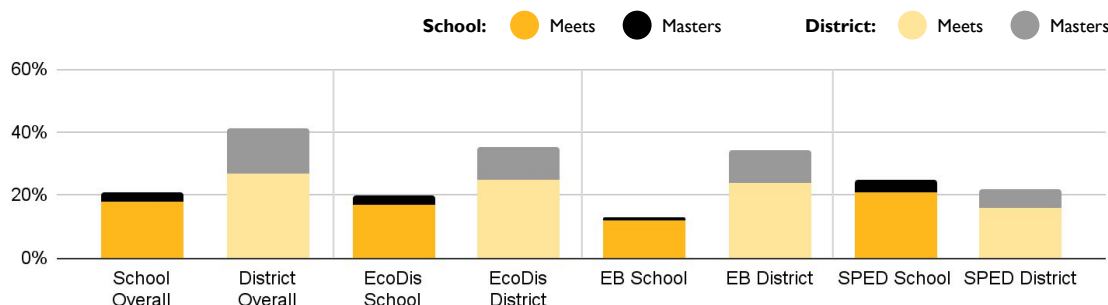
Number of Admin	3
-----------------	---

Pathways Academic Campus

Priority Criteria

Academic Outcomes	<input type="radio"/>	Meets+ percentage not on track to meet Board goal
High Quality School Facilities	<input type="radio"/>	Building Utilization <80%
Strong Leadership and Staffing	<input checked="" type="radio"/>	
Family and Student Engagement	<input type="radio"/>	Student attendance is below average by school type
Resources for Student Readiness	<input checked="" type="radio"/>	

Academic Outcomes

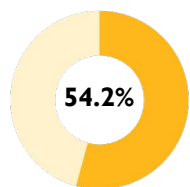


Subgroup(s) Performing in Bottom 10% by School Type

N/A

High Quality School Facilities

Building Utilization



Total Capacity **520**

Facility Investment over 10 years
\$564,166

Rank by School Type
2 of 7

Teacher Retention (3yr. avg.)

School **83.7%** District **71.8%**

Teacher Average Days Absent

School **10** District Allowance **10**

Staff Culture/Climate Survey Results

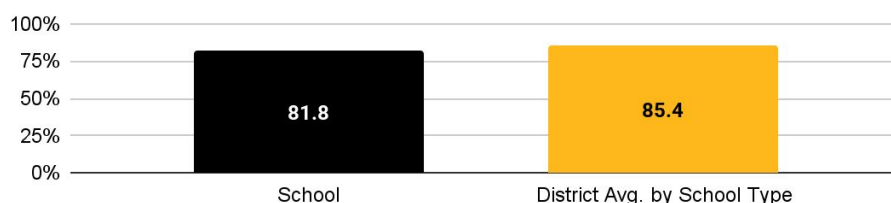


Survey Results Rank by School Type


1 of 7

Family and Student Engagement

Average Daily Student Attendance



Student Culture/Climate Survey Results

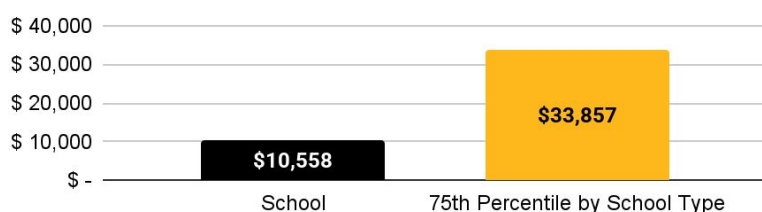


Survey Results Rank by School Type

3 of 7

Resources for Student Readiness

Operating Cost per Student



Personnel Resources

Total Staff to Enrollment (School) **12.3 to 1**

Total Staff to Enrollment (District) **7.5 to 1**

Staff to Enrollment Rating **Within Acceptable Range**