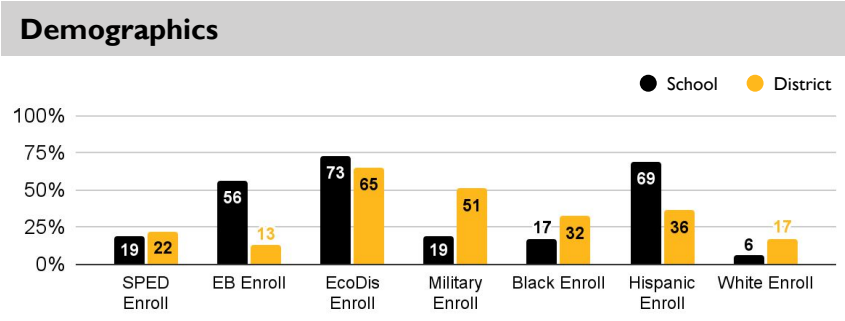
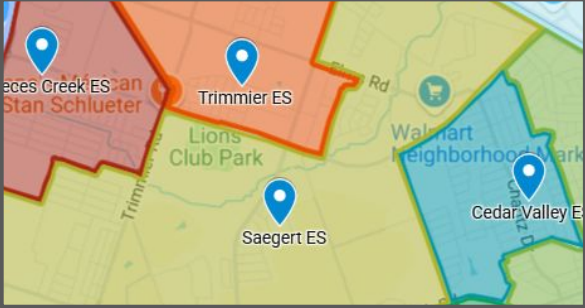


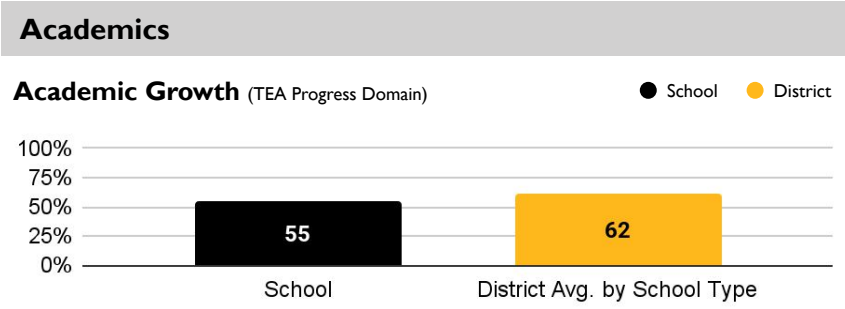
# Trimmier Elementary School

| School Overview             |                    |
|-----------------------------|--------------------|
| Location                    | 4400 Success Drive |
| Campus Type                 | Elementary School  |
| TEA Accountability Rating   | B                  |
| High School Feeder(s)       | 100% Ellison       |
| Year Built   Major Upgrades | 1998   N/A         |



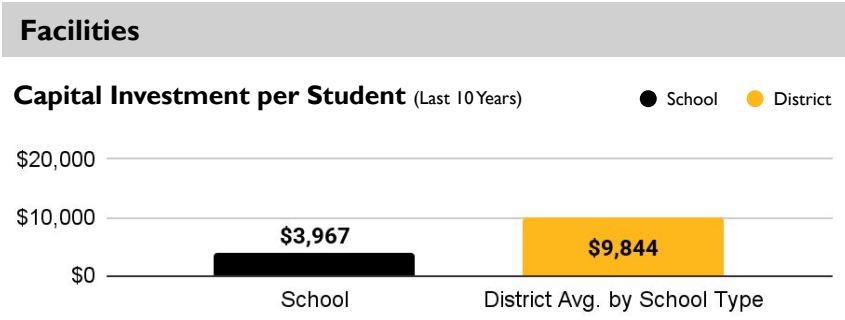
### Enrollment

|                  |        |
|------------------|--------|
| Total Enrollment | 672    |
| 5-Year Trend     | -19.1% |




### Staffing

|                            |            |
|----------------------------|------------|
| Principal Experience       | 5 years    |
| Average Teacher Experience | 14.2 years |
| Percent Certified Teachers | 95%        |



|                          |          |
|--------------------------|----------|
| Age of HVAC              | 1 years  |
| Age of Roof              | 27 years |
| Age of Original Building | 27 years |

### Choice and Student Engagement



Choice in: 385  
Choice out: 5

● Attending from Out of Zone in 2023-24  
● Attending Zoned School in 2023-24  
● Estimated Transfer Out (Charter/Private) in 2023-24  
● Transfer Out Within Killeen in 2023-24

#### Discipline Data

|                           | School | Rank by School Type |
|---------------------------|--------|---------------------|
| Number of ISS Placements  | 178    | 12 of 31            |
| Number of DAEP Placements | 0      | 1 of 31             |

### School Resources

#### Extracurricular Offerings

Communities in School Program, Dual Language Campus



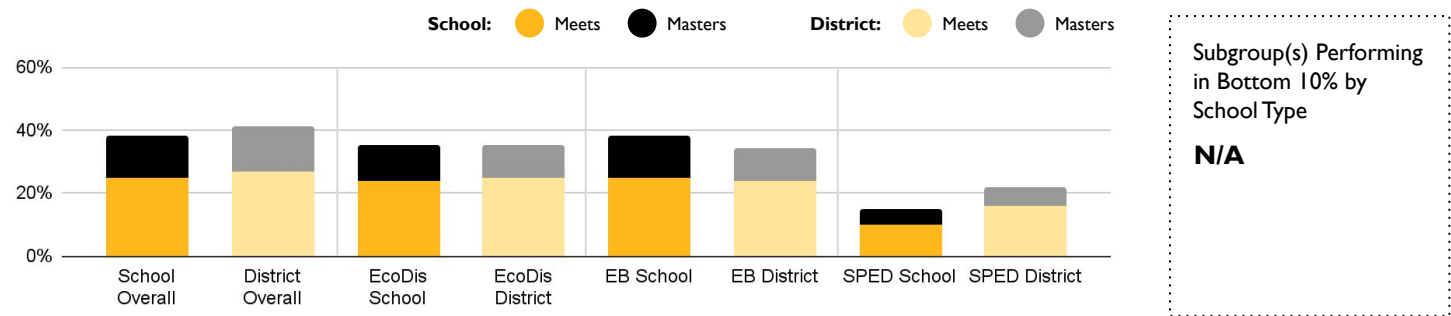
|                 |   |
|-----------------|---|
| Number of Admin | 3 |
|-----------------|---|

# Trimmier Elementary School

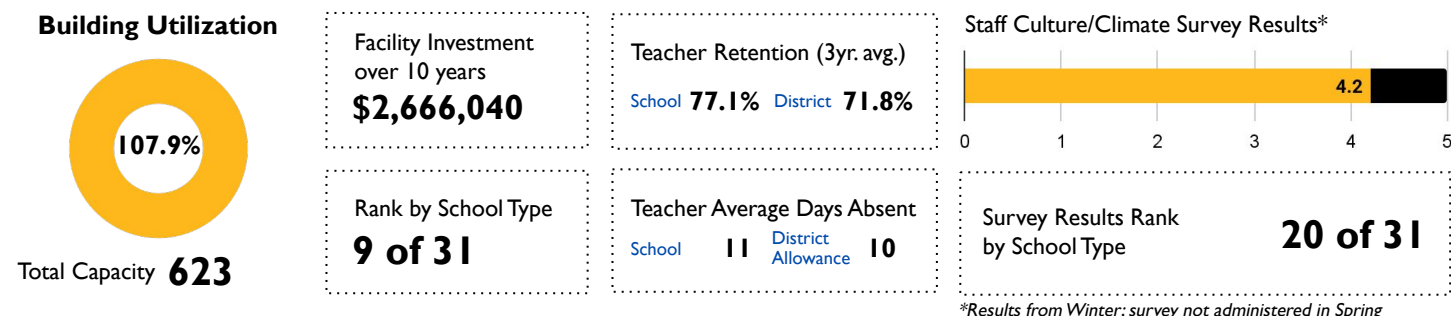
## Priority Criteria

|                                 |                                  |   |
|---------------------------------|----------------------------------|---|
| Academic Outcomes               | <input type="radio"/>            | Meets+ percentage not on track to meet Board goal   |
| High Quality School Facilities  | <input checked="" type="radio"/> |   |
| Strong Leadership and Staffing  | <input checked="" type="radio"/> |   |
| Family and Student Engagement   | <input checked="" type="radio"/> |   |
| Resources for Student Readiness | <input type="radio"/>            | Operating cost per student is above the 75th percentile; total staff-to-enrollment ratio is outside of acceptable range |

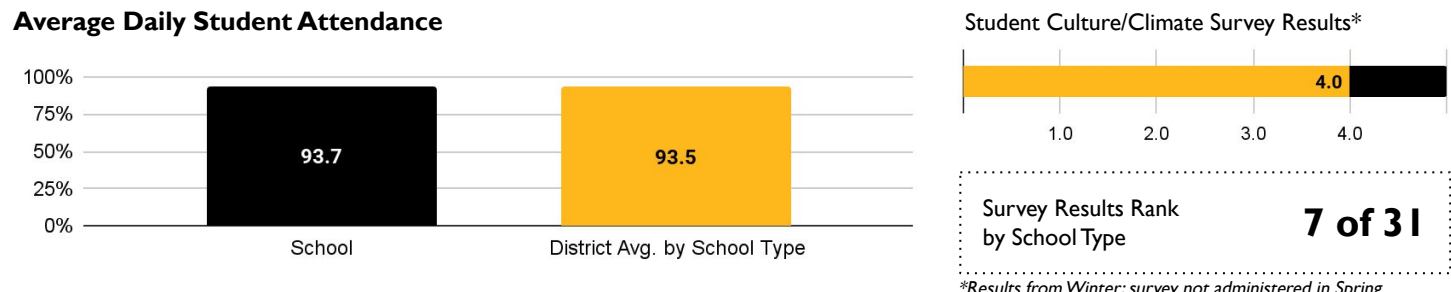
## Academic Outcomes



## High Quality School Facilities      Strong Leadership & Staffing



## Family and Student Engagement



## Resources for Student Readiness

